


LET'S START

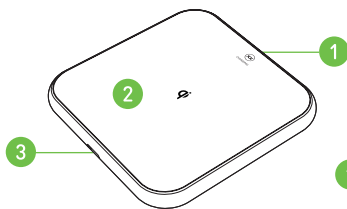
What's in the box?



ChargePad



Micro USB Cable



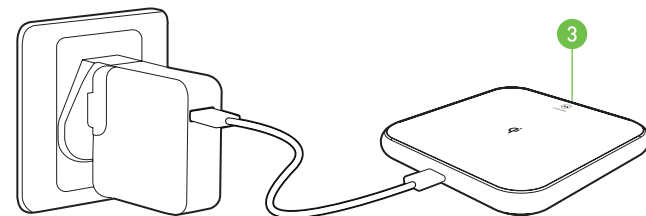
- 1 Micro USB Port
- 2 Wireless Charging Surface
- 3 LED Indicator Light

LET'S POWER

Connect your ChargePad to a suitable USB power outlet - for example, a computer or USB wall charger using the Micro USB Cable supplied.

Once connected, the LED Indicator Light **3** will shine BLUE.

The power adapter shown is not supplied.

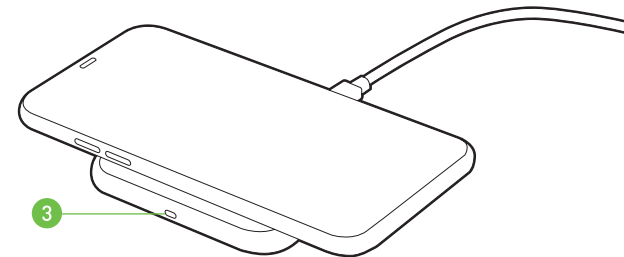


LET'S CHARGE

Place your Qi-enabled device flat on top of the Wireless Charging Surface **2**.

When positioned correctly, the LED Indicator Light **3** will turn GREEN and the device will begin to charge.

When you remove your device the LED Indicator Light **3** will change back to BLUE.

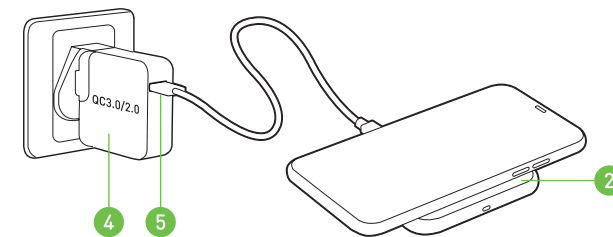


LET'S FAST CHARGE

Place your fast charging Qi-enabled device flat on top of the ChargePad Wireless Charging Surface **2**. Ensure that your power adapter and cable are compatible with Fast Charge Technology, QC 3.0. Generally, using the power adapter that came with your phone will work.

Your ChargePad will automatically detect whether or not your device supports Fast Charging and then supply it with the necessary power. For best results use a 9V 1.8A/QC 2.0/QC 3.0 power adapter.

Important: Use a compatible QC 3.0 fast charging power adapter **4** and fast charging cable **5** to connect with the ChargePad.



LET'S BE SAFE

It's important that you read this section completely, especially the **'Warning, Caution and Safe Usage'** instructions.

For your protection

Before charging digital devices using the product please ensure they are correctly connected, using manufacturer's original specification cables.

Please keep the product out of reach from children and animals.

Do not drop, short circuit, disassemble or continue to use this product if damaged.

Do not place in close proximity to strong magnetic fields or strips such as, ID cards, bank cards etc.,

Keep at least 20cm away from implantable medical devices (such as pacemakers and cochlear implants) to prevent potential magnetic interference.

We recommend

To refer all servicing to qualified persons. Servicing may be required when the product has been damaged in any way, does not operate normally or has been dropped.

The operating temperature range for this product is 5° - 40° Celsius.

WARNING

If the battery is ballooning, discharged or faulty, please stop using it immediately.

Please refer to the information on the safety labels on the product or its power supply before installing or operating the device.

This product and the micro USB cable connector are not water resistant and should not be exposed to rain, moisture, any splashing or liquid spills.

This may cause excessive heat that may lead to fire damage or personal injury.

CAUTION: This product contains a Lithium battery. Incorrect disposal of this battery may result in explosion.

LET'S RECYCLE

This product can be recycled.

Products bearing this symbol  must NOT be thrown away with normal household waste.

Take the product to a collection point designated for recycling of electronic devices.

Find out more about return and collection points through your local authority.

CONTACT US

Feedback is welcome simply email us on support@miox-io.com or visit mioxcharge.com for more information.

THANKS!

Thanks for choosing our product.

All of our products come with a 2 year warranty for peace of mind.



SCAN TO CHECK IF YOUR DEVICE IS Qi COMPATIBLE

Customers who purchased this product also viewed the **MIXX DashCharge** that wirelessly powers smartphones while in a vehicle. Visit our mioxcharge.com/in-car for our wireless chargers.



MIXXTM
CHARGE



ChargePad
Wireless Charger

HOW TO GUIDE