

## Conveyor Toaster W.CVT.D.10 / W.CVT.D.15



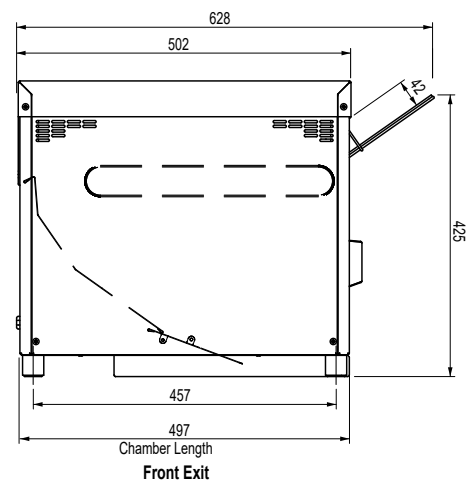
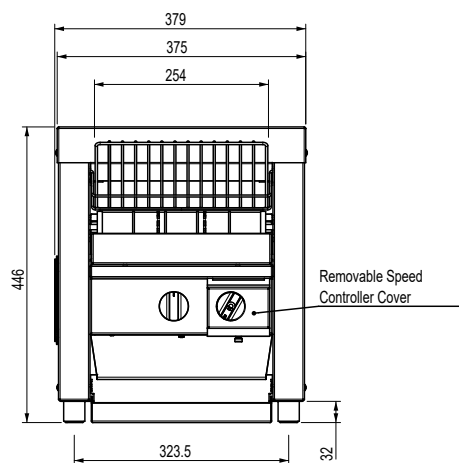
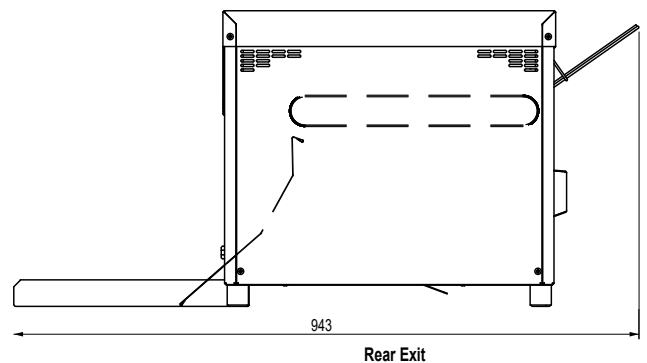
### Product Information:

- Long life metal elements for continuous use
- Ability to operate as either a front or rear exiting unit
- Variable speed belt control
- Tamper proof cover for speed controller
- 254mm belt width
- Chamber clearance of 40mm
- Available in 10/15 Amp models
- Capacity of up to 300 slices of toast/hour on 10 amp unit\*
- Capacity of up to 500 slices of toast/hour on 15 amp unit\*
- Complete stainless steel construction

### Specifications:

**Model** W.CVT.D.10  
**Height** 446mm  
**Width** 379mm  
**Depth** 628mm  
**Belt Width** 254mm  
**Power** 2.1kW  
 10A plug & lead fitted

**Model** W.CVT.D.15  
**Height** 446mm  
**Width** 379mm  
**Depth** 628mm  
**Belt Width** 254mm  
**Power** 3.3kW  
 15A plug & lead fitted



\*results may differ due to bread types  
 Due to continuous product research and development,  
 the information contained herein is subject to change without notice.

Revision: D - 28/08/2020

[www.stoddart.com.au](http://www.stoddart.com.au)  
[www.stoddart.co.nz](http://www.stoddart.co.nz)