



Sandwich the longer twig on Branch A between Needles C & B. Sandwich the shorter twig of Branch A between Needles D & E



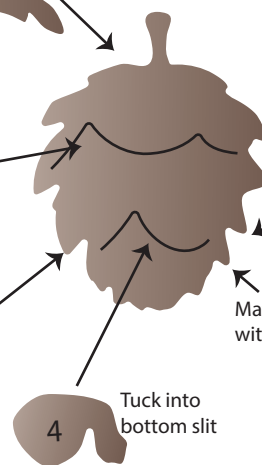
Layer over base



Tuck under slit



Layer under #2, matching points



Match this point with #2

Match this point with #3

Tuck into bottom slit

Assembly is the same for both the large and small pinecones