

U H U R U

SUMMIT CREDENZA

PRODUCT GUIDE



SUMMIT CREDENZA

Uhuru's signature Summit design takes the live edge of a slab and faces it inward towards the center of the credenza to create a dynamic storage solution. Each Summit Credenza features two facing engineered live edge walnut slabs mounted to a recessed aluminum plate door that showcases the continuous wood grain across the full face. The credenza's surrounding case is finished in black oak and comes equipped with cable management holes through the back side, and the entire unit rests on a powder coated steel base with adjustable feet levelers. Three overall credenza heights at four lengths along with add-on accessories including a glass top, AV cutouts, and a trash drawer are available to accommodate conference room and private office storage needs.

SUMMIT CREDENZA

STATEMENT OF LINE

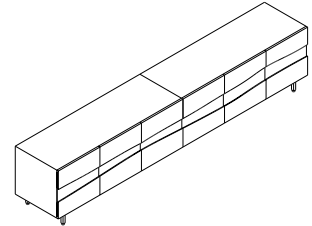
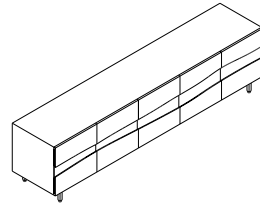
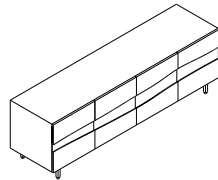
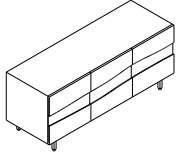
3 BAY

4 BAY

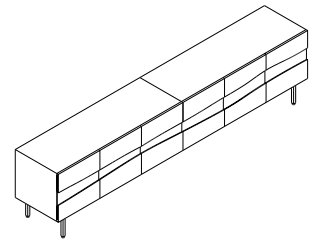
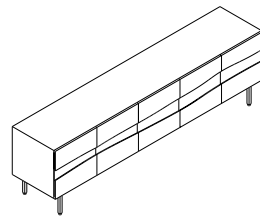
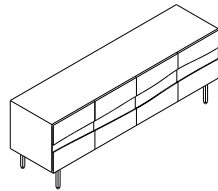
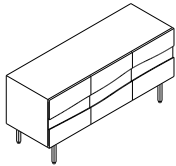
5 BAY

6 BAY

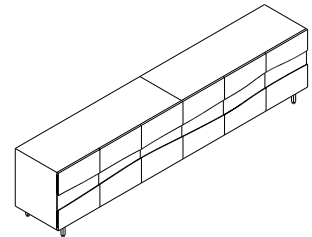
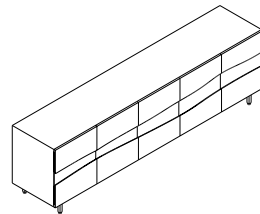
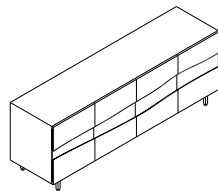
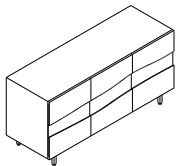
MEDIA HEIGHT



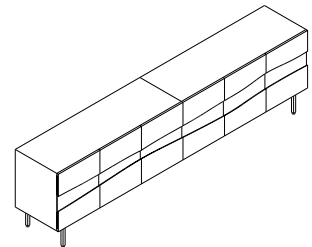
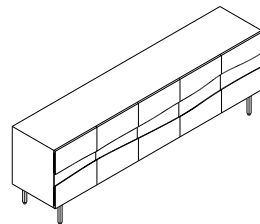
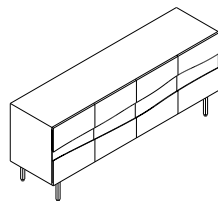
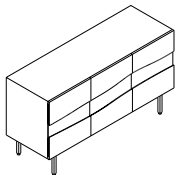
CONFERENCE HEIGHT WITH STANDARD CASE



CONFERENCE HEIGHT WITH TALL CASE



BUFFET HEIGHT



CREDENZA ACCESSORIES

- GLASS TOP
- TRASH DRAWER
- ADDITIONAL SHELF
- AV CUTOUT

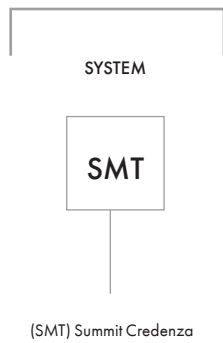
SUMMIT CREDENZA

CONFIGURATIONS

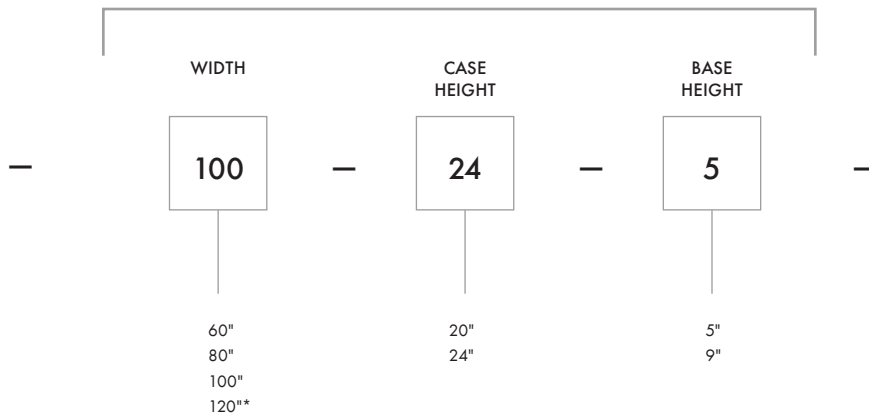
Example Configuration: SMT-100-24-5-T13-AV11

Summit Credenza - 100" wide x 24" high case w/ 5" high base - trash drawer in bay 3 - AV cutout in bay 1

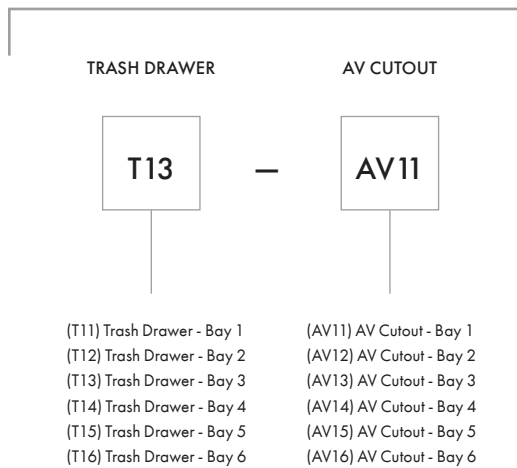
PRODUCT SPECIFICATIONS



DIMENSIONS



SYSTEM ACCESSORIES



Notes:

- Additional accessories are specified by bay location and noted from left to right
- Additional accessories are added to the end of the product SKU with a dash between each add-on accessory. If add-on accessory is not required, omit from parent SKU
- 120" cases are made in two parts with a seam

SUMMIT CREDENZA | ADD-ON ACCESSORIES

CONFIGURATIONS

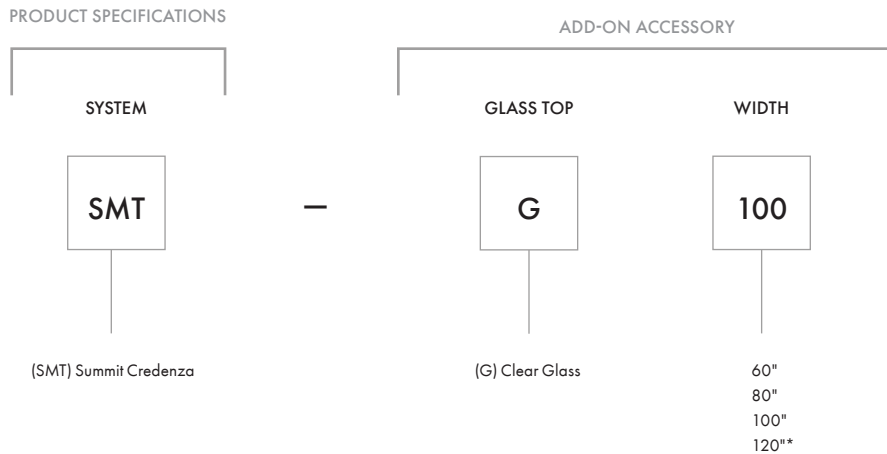
Example Configuration: SMT-S1E

Summit Credenza - x1 additional shelf for an end bay



Example Configuration: SMT-G100

Summit Credenza - Glass top - 100" wide



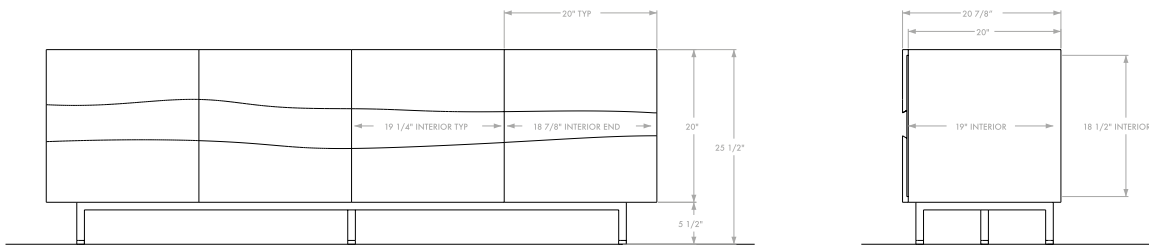
Notes:

- Additional add-on accessories are specified individually from the credenza
- Add-on shelves need to be identified as quantity per specified bay Location for each credenza
- 120" cases are made in two parts with a seam



SUMMIT CREDENZA | MEDIA HEIGHT

- Lower Height works well as a media console or when placing below a wall hanging.
- Available in 4 different widths to meet your space and storage needs.
- Leveling feet integrated into the base to accommodate uneven floors.
- Cord management holes (2" diameter) are placed on the back of each bay (2 holes per bay) and in the surface of each interior shelf.
- Each bay contains one door and one adjustable height shelf.
- Credenza surround is a black oak veneer with engineered live edge walnut veneer door faces.
- All metal components (base and door plates) are finished with a matte black powder coat.
- Note: All 6 bay credenza cases are made in two parts.




DIMENSIONS:

| | SKU | WIDTH | DEPTH | HEIGHT |
|--------------|--------------|-------|-------|--------|
| 3 BAY | SMT-60-20-5 | 60 | 20.75 | 25.5 |
| 4 BAY | SMT-80-20-5 | 80 | 20.75 | 25.5 |
| 5 BAY | SMT-100-20-5 | 100 | 20.75 | 25.5 |
| 6 BAY | SMT-120-20-5 | 120 | 20.75 | 25.5 |

FINISHES:



LIVE EDGE WALNUT VENEER



BLACK OAK VENEER



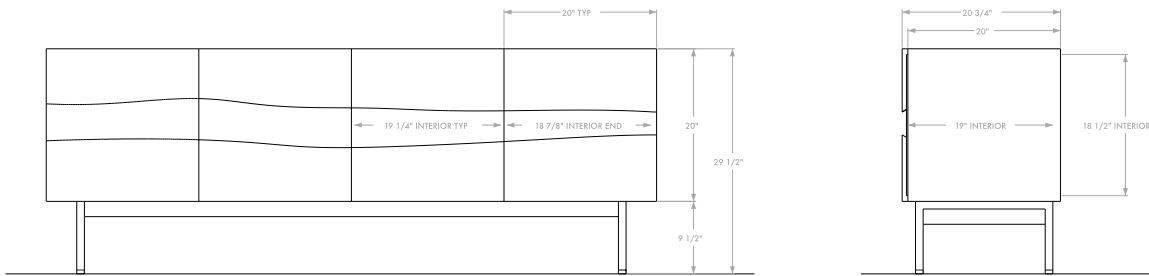
MATTE BLACK POWDERCOAT

ACCESSORIES:

- GLASS TOP
- TRASH DRAWER
- ADDITIONAL SHELF
- AV CUTOUT

SUMMIT CREDENZA | CONFERENCE HEIGHT + STANDARD CASE

- Conference Height credenza matches typical meeting table and desk heights.
- Available in 4 different widths to meet your space and storage needs.
- Leveling feet integrated into the base to accommodate uneven floors.
- Cord management holes (2" diameter) are placed on the back of each bay (2 holes per bay) and in the surface of each interior shelf.
- Each bay contains one door and one adjustable height shelf.
- Credenza surround is a black oak veneer with engineered live edge walnut veneer door faces.
- All metal components (base and door plates) are finished with a matte black powder coat.
- Note: All 6 bay credenza cases are made in two parts.




DIMENSIONS:

| | SKU | WIDTH | DEPTH | HEIGHT |
|--------------|--------------|-------|-------|--------|
| 3 BAY | SMT-60-20-9 | 60 | 20.75 | 29.5 |
| 4 BAY | SMT-80-20-9 | 80 | 20.75 | 29.5 |
| 5 BAY | SMT-100-20-9 | 100 | 20.75 | 29.5 |
| 6 BAY | SMT-120-20-9 | 120 | 20.75 | 29.5 |

FINISHES:



LIVE EDGE WALNUT VENEER



BLACK OAK VENEER



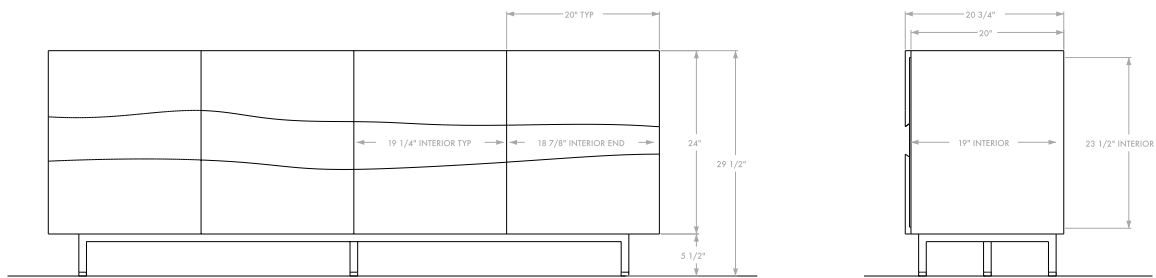
MATTE BLACK POWDERCOAT

ACCESSORIES:

- GLASS TOP
- TRASH DRAWER
- ADDITIONAL SHELF
- AV CUTOUT

SUMMIT CREDENZA | CONFERENCE HEIGHT + TALL CASE

- Conference Height credenza matches typical meeting table and desk heights.
- Tall case provides maximum storage space.
- Available in 4 different widths to meet your space and storage needs.
- Leveling feet integrated into the base to accomodate uneven floors.
- Cord management holes (2" diameter) are placed on the back of each bay (2 holes per bay) and in the surface of each interior shelf.
- Each bay contains one door and one adjustable height shelf.
- Credenza surround is a black oak veneer with engineered live edge walnut veneer door faces.
- All metal components (base and door plates) are finished with a matte black powder coat.
- Note: All 6 bay credenza cases are made in two parts.




DIMENSIONS:

| | SKU | WIDTH | DEPTH | HEIGHT |
|--------------|--------------|-------|-------|--------|
| 3 BAY | SMT-60-24-5 | 60 | 20.75 | 29.5 |
| 4 BAY | SMT-80-24-5 | 80 | 20.75 | 29.5 |
| 5 BAY | SMT-100-24-5 | 100 | 20.75 | 29.5 |
| 6 BAY | SMT-120-24-5 | 120 | 20.75 | 29.5 |

FINISHES:



LIVE EDGE WALNUT VENEER



BLACK OAK VENEER



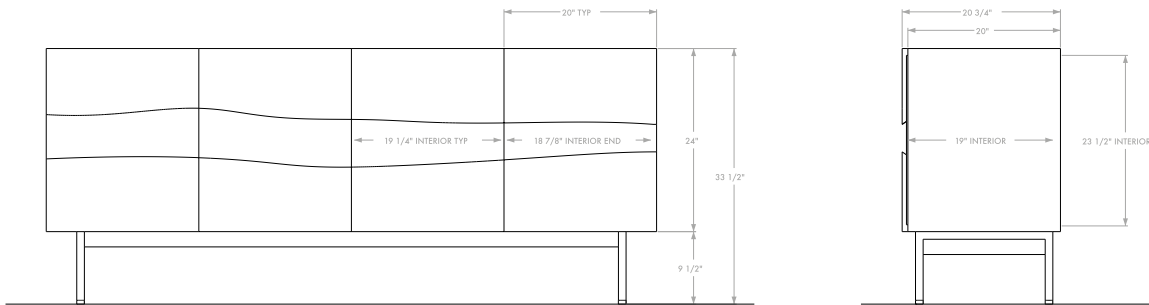
MATTE BLACK POWDERCOAT

ACCESSORIES:

- GLASS TOP
- TRASH DRAWER
- ADDITIONAL SHELF
- AV CUTOUT

SUMMIT CREDENZA | BUFFET HEIGHT

- Buffet height is ideal for a credenza typically used for serving food or drinks.
- Tall case provided maximum storage space.
- Available in 4 different widths to meet your space and storage needs.
- Leveling feet integrated into the base to accomodate uneven floors.
- Cord management holes (2" diameter) are placed on the back of each bay (2 holes per bay) and in the surface of each interior shelf.
- Each bay contains one door and one adjustable height shelf.
- Credenza surround is a black oak veneer with engineered live edge walnut veneer door faces.
- All metal components (base and door plates) are finished with a matte black powder coat.
- Note: All 6 bay credenza cases are made in two parts.




DIMENSIONS:

| | SKU | WIDTH | DEPTH | HEIGHT |
|--------------|--------------|-------|-------|--------|
| 3 BAY | SMT-60-24-9 | 60 | 20.75 | 33.5 |
| 4 BAY | SMT-80-24-9 | 80 | 20.75 | 33.5 |
| 5 BAY | SMT-100-24-9 | 100 | 20.75 | 33.5 |
| 6 BAY | SMT-120-24-9 | 120 | 20.75 | 33.5 |

FINISHES:



LIVE EDGE WALNUT VENEER



BLACK OAK VENEER



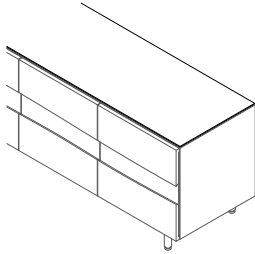
MATTE BLACK POWDERCOAT

ACCESSORIES:

- GLASS TOP
- TRASH DRAWER
- ADDITIONAL SHELF
- AV CUTOUT

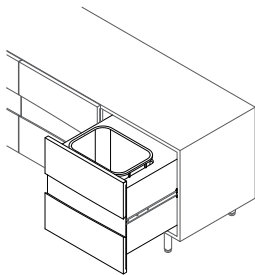
SUMMIT CREDENZA | ACCESSORIES

GLASS TOP



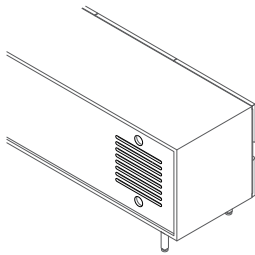
- 1/4" thick, tempered glass sheet with polished flat edge.
- Set back 1/8" from all edges and placed on clear rubber bumpers.
- 120" long credenzas are provided with glass tops in two sections.

TRASH DRAWER



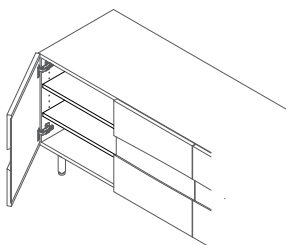
- One slideout, single compartment trash/recycling bin in the bay of your specification.
- Each trasher drawer comes with (x1) 7 gallon black plastic bin.
- Specify in multiples (one per bay maximum).
- Compatible with all credenza sizes.
- Drawer ships fully assembled.

AV CUTOUTS



- Horizontal venting allows provides air flow to regulate temperature of electronic equipment.
- 8 slots are provided at 5/8" high x 11 5/8" wide and maintain a presentable back face to the credenza.
- See your particular equipment's requirements to determine if our standard venting will suffice.

ADDITIONAL SHELVING



- One black oak shelf with four pins integrates into the shelving system provided as standard.
- Specify as many additional shelves as desired for your use.