
































SOFT SEATING: LEATHER + FABRIC SELECTIONS

To specify a product in Uhuru's Soft Seating offering combine the Frame Code with the Finish Code to build the SKU necessary to place the order.

The Frame Code can be found on the Price Guide or Sell Sheets, while the Finish Code can be found here.

FOR EXAMPLE: Isle 104" Sofa in Wolcott Leather and Scotch color would be ordered as ISL-SO2ST-WTSH

LEATHER				PATTERN	PRICING*	CLEANING**	COLOR	FINISH CODE
				Wolcott	D	L	1 Scotch	WTSH
1	2	3	4				2 Cream	WTCH
				Verona	G	L	3 Soil	VASO
5	6	7					4 Espresso	VAEO
							5 Cacao	PRCO
				Pioneer	J	L	6 Cypress	PRCS
							7 Gravel	PRGL
FABRIC								
				Reed	I	SW	8 Sea	RDSA
8	9	10	11				9 Navy	RDNY
							10 Heather	RDHR
12	13	14	15				11 Basket	FSBT
				Ferris	I	W	12 Charcoal	FSCL
16	17	18	19				13 Indigo	FSIO
				Delavan	I	W	14 River	DNRR
20	21	22	23				15 Twilight	DNTT
				Dwight	I	W	16 Midnight	DTMT
24	25	26	27				17 Sterling	DTSG
				Coffey	I	SW	18 Smoke	CYSE
28	29	30	31				19 Sail	BESL
				Bowne	II	W	20 Flint	BEFT
							21 Sand	BESD
							22 Stone	IYSE
				Imlay	II	W	23 Ecru	IYEU
							24 Snow	IYSW
				Bay	III	SW	25 Boulder	BYBR
							26 Creek	BYCK
							27 Cloud	CRCD
				Conover	II	SW	28 Pewter	CRPR
							29 Sky	CRSY
							30 Storm	CRSM
				Lorraine	V	S	31 Butter	LEBR

*See 'Soft Seating: Price Guide' for corresponding pricing.

**See 'Soft Seating: Care and Cleaning' for corresponding cleaning instructions.

SOFT SEATING: CARE + CLEANING

LEATHER

L: All leathers may utilize the cleaning and care instructions below.

Under normal usage conditions, regular dusting and vacuum cleaning in crevices or under cushions is all that is necessary to clean your furniture.

FOR MINOR SPOTS AND SPILLS: Wipe any excess liquid up immediately with a clean absorbent cloth or sponge. If necessary, use a lightly moistened soft cloth with distilled water and let air dry naturally. Do not dry with hair dryers.

FOR STUBBORN STAINS: Moisten a soft cloth or sponge with distilled water. Apply gently to all soiled portions of the leather surface. Remove water by wiping with a clean damp cloth. Blot dry with another clean soft cloth, then let air dry naturally. If the stain persists, it is recommended that the leather be cleaned by a professional leather specialist to avoid any potential damage.

FOR BUTTER, OIL OR GREASE: Blot excess butter, oil or grease off the leather with a clean dry cloth. Do not scrub or rub the area - blot only. The spot should dissipate into the leather after a short period of time. Do not apply water or try to wash a butter, oil or grease spot.

DO NOT USE: Saddle soap, cleaning solvents, furniture polish, oils, varnish, abrasive cleaners, detergent soaps or ammonia water.

NOTE: For stubborn stains, clean the surface using a cloth slightly dampened with distilled water. These are recommended or suggested methods of cleaning.

Always try any cleaning method in a hidden area first to test the results. The manufacturer is not responsible for damage incurred while cleaning.

Like any upholstery material, all leathers can fade to some degree if exposed to the sun or direct light.

FABRIC

W: Clean this fabric with only the foam of a water-based cleaning agent to remove overall soil. Apply foam with a soft brush in a circular motion. Many household cleaning solvents are harmful to the color and life of the fabric. Pretest a small area before proceeding. Cleaning by a professional furniture cleaning service is recommended. To prevent overall soil, frequent vacuuming or light brushing to remove dust and grime is recommended.

S: Clean this fabric with pure solvents. Petroleum distillate-based products, Energine, Carbona, Renuzit, or similar products may be used in a well-ventilated room.

CAUTION: Use of water-based or detergent-based solvent cleaners may cause excessive shrinking. Water stains may become permanent and unable to be removed with solvent cleaning agents. Avoid products containing Carbon Tetrachloride, as it is highly toxic. Pretest a small area before proceeding. Cleaning by a professional furniture cleaning service is recommended. To prevent overall soil, frequent vacuuming or light brushing to remove dust and grime is recommended.

SW: Clean this fabric with only the foam of a water-based cleaning agent or with a pure solvent in a well-ventilated room. Petroleum distillate-based products, Energine, Carbona, Renuzit, or similar products be used. Pretest a small area before proceeding. Cleaning by a professional furniture cleaning service is recommended. To prevent overall soil, frequent vacuuming or light brushing to remove dust and grime is recommended.

Fabric can fade when exposed to the sun or direct light.