

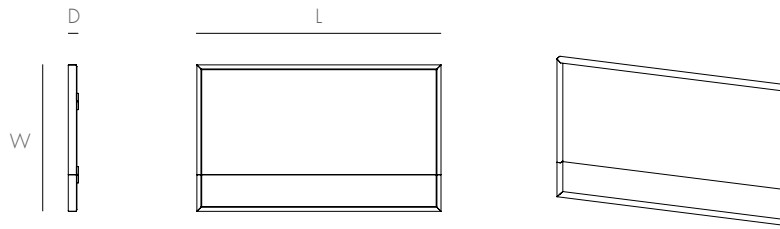


WATERLINE LANDSCAPE MIRROR


Our Waterline Landscape Mirror shares a story within its form. The elegant transitions of mirror and frame materials echo the calm after a storm. The Waterline Mirror was designed in remembrance of Hurricane Sandy and its aftermath on our hard-hit Redhook neighborhood. A significant part of Brooklyn's recent history, the superstorm flooded and destroyed many businesses, including our previous studio. The Waterline Mirror's concept conveys the spirited recovery and resilience of the community. Available in Landscape, Round 36"D, Round 60"D.

DIMENSIONS

L60 W36 D2



AVAILABLE IN

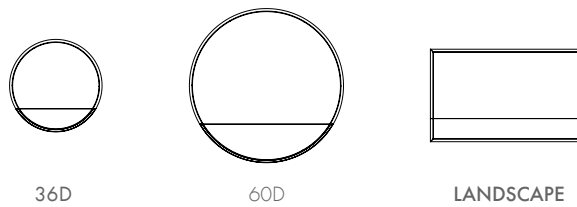


WALNUT/ UHURU BLACK
S1WAMR515101

DETAILS

- Clear and smoked grey mirror glass
- Walnut and powder-coated steel frame in Uhuru Black
- Mounting hardware included

FAMILY



36D

60D

LANDSCAPE

NOTES

- See Assembly & Care Instructions for more information