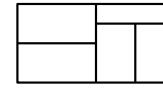


BT Kids

Classic knitwear designs for little ones



BROOKLYN TWEED



BT Kids

Classic knitwear designs for little ones

from our In-House Design Team

www.brooklyntweed.com

contents

4 Table of Contents
7 Outpost

Collection

10 Wyatt
14 Vika
18 Husk
22 Carson
26 Winslow
30 Atlas Cardigan
34 Magnus
38 Pinwheel
42 Arlo
46 Sock Monkey Sweater
50 Humphrey
54 Petal
58 Bairn
62 Spore
66 Berenice
70 Atlas Pullover

74 "Yarn Forward"
76 On Choosing Sizes
78 Pattern Information
114 Yarn Information
128 Shoot Notes
134 Design Team
138 Credits





outpost

Our first-ever knitwear collection for kids is ready for its debut, and we couldn't be more excited! When we first began work on *BT Kids* last fall, our goal was to translate our inspiration (classic regional knitwear traditions from the likes of Iceland, Shetland, the British Isles and Scandinavia) into a collection of knits that would feel perfectly at home in a modern child's wardrobe.

We shot the collection over a long weekend in a Cobble Hill brownstone with six wonderful children whose personalities really brought the garments to life.

Each pattern in the lookbook has been sized to cover age ranges from 2 to 10. We've also included helpful tips regarding choosing a size and making strategic modifications to add an extra year of wear (see page 76). In the case of a few of the accessory patterns, we've included a matching version for "big kids" (adult sizing), too.

We love seeing children dressed warmly in woolens, and will be looking forward to seeing what variations our readers and fans will create for their own little ones in the months to come.

I hope this collection brings a smile to your face.

All my very best,

Jared Flood



collection



A staple for active youngsters

Hit the soccer pitch, mount up for a trail ride, or load a backpack with art supplies for sketching in the park.

For boys or girls on the go, a textured henley pullover makes a fuss-free outer layer that's light and warm.

An all-over pattern of double moss stitch and welts makes *Wyatt* as good looking as it is useful. The body and sleeves are worked in the round from the bottom up and joined at the yoke with an elegant twist on the familiar raglan: sinuous decrease lines add craftsman polish.



Wyatt

by Michele Wang





Vika

by Véronik Avery

Capture the castle

A noble cabled masterwork lets a girl ride with her hounds in pursuit of the questing beast, explore a ruined keep, or just sink into a good story on a wintry day.

Vika looks dashing in any color of Shelter, so pick your child's favorite for this wardrobe capstone.

The intricate cables are a venturesome knitter's delight. The body and sleeves are knit flat and sewn together, and the ribbed collar is picked up and worked in the round. If your child rebels against turtlenecks, *Vika* is equally beautiful with a shorter collar folded and sewn to the inside for a crew neck.



Dare to go a-hunting

An elfin cap deeply textured with twisted stitches and topped with a cheerful sunburst belongs in every child's cubby.

The stretchy fabric will accommodate almost any head size, and directions are given for lengthening the beanie to fit an adult.

The hat begins with a tubular cast-on at the brim and stitch motifs are given entirely in charts.

Deck the whole family with *Husks* of different colors for autumn rambles, camping, and bear hunts—a single skein of Shelter will suffice for every size but the largest.



Husk

by Jared Flood





Carson

by Julie Hoover

Trailblazing flair

A bold diamond motif embellishes the hem and cuffs of a distinctive pullover perfect for mountain scouting or paddling a canoe through the riffles.

The body and sleeves are worked in the round from the bottom up to the underarm, then the sleeve caps are worked flat and set into the yoke with seams inverted to highlight the

unusual shaping: a combination of fashioned and invisible decreases create a handsome gambrel form on the back while the front is a classic saddle shoulder.

A light fabric of Loft and an open V-neck make *Carson* a great layering piece. The colorwork and unusual construction ensure a satisfying level of challenge in the knitting.



Antarctic charisma

Add a touch of whimsy to a child's bedroom with *Winslow*, a sleepy penguin ready for a cuddle.

This irresistible fellow is worked in intarsia from three shades of Shelter, and his pillowcase fastens with a moss stitch button flap for artisan good looks and easy removal for cleaning.

The pillow is knit flat in pieces and seamed with decorative slipped selvedge stitches exposed. If you've never worked intarsia before, this project is a great way to begin, and the method is thoroughly explained in the pattern. Penguins love company, so you may find *Winslow* needs a cousin to join him on the sofa!



Winslow

by Julie Hoover





Atlas Cardigan

by Jared Flood

Merry as a carousel

In a colorway of jam and wild roses, *Atlas* is sweetly girlish without sacrificing bold, graphic impact.

The Icelandic-style yoke pattern requires three colors of Loft on some rounds, and the sweater is worked seamlessly and cut open, so this design is best for experienced knitters. (Thorough instructions in

the pattern guide you through the steeking process if you've never made a cardigan this way.)

Knit your *Atlas* in time for late summer evenings at the fair or to brighten crisp morning walks to school.



Toast a marshmallow

Cozy up against the spine-tingling chill of ghost stories around the campfire in a handsome hoodie steeped in Scandinavian tradition.

Magnus is knit in the round in Loft with steeks added at the front neck and sleeve openings so that the colorwork can be speedily completed.

The hood is picked up from the neck and shaped with short rows, then finished with a Joinery Bind Off and garter stitch worked circularly around the opening. Sleeves are sewn in once the steeks have been cut.

Knitters up for a technical challenge will reward themselves with a true boyhood classic.



Magnus

by Véronik Avery





Pinwheel

by Véronik Avery

Snowball fight!

Get ready for winter fun with bright, warm mittens and a matching cap.

The *Pinwheel* set can be customized to any taste—work it in a binary palette or go exuberant with a paintbox of hues; add cords and pompoms to snug the cuffs and decorate the hat or keep them simply unadorned.

The mittens are given in a single child's size; the hat pattern is written in small and large children's sizes.

Knit in Loft and charted separately for two colors or five colors, *Pinwheel* is a good choice for those new to stranded colorwork or for veterans with a stash of remnants to use up.



Distinguished charm for future professors

Dapper styling and a scholarly air make this cardigan at home in grand old libraries and in modern schoolyards.

Knit in Shelter, *Arlo* features a playfully organic lattice of cables that evokes branching trees. Short rows shape a fetching collar from the wide ribbed button bands and turned-back cuffs

extend the life of the garment as the child grows.

Arlo is truly unisex, but instructions are given for gender-specific button placement according to the knitter's choice. Sewn construction provides classic polish and durability—though you may find yourself hoping for thin spots requiring suede elbow patches.



Arlo

by Michele Wang





A cheeky twist on a sporty classic

Rainy days call for blanket forts and card games and a playful pullover with a cozy shawl collar.

Inspired by the lovable toy, *Sock Monkey* uses two strands of Loft held together for a marled effect and a plump fabric. If you don't wish to nod to the classic nursery companion, substitute colors and you've got a simply timeless sportswear garment.

The body and sleeves are worked in the round to the armholes; the yoke is completed flat to the shoulders and seamed to the set-in sleeves.

The ribbing is worked with a smaller needle and a single strand of yarn.

Generous cuffs are easily turned up or down to allow for an extra year's wear.

Sock Monkey Sweater

by Jared Flood



A wise old bear

Every baby needs a boon companion to love to rags; *Humphrey* has seen it all and is patient enough to see some more.

This old-fashioned teddy is knit at a firm gauge in Shelter, stuffed with wool roving, and assembled with components that ensure small children's safety if their enthusiasm for him should become overly exuberant.

Like every good bear, *Humphrey* is both large and limber, with articulated joints that let him assume even the least dignified of poses.

His handsome raglan sweater in two colors of Loft restores his sense of propriety and girds him for the next adventure.



Humphrey

by Véronik Avery





Petal

by Michele Wang

A teatime confection

Pretty *Petal* begs for a garden party or fancy-dress tea in the dappled shade with some favorite bears.

A tracery of twisted stitches and mock cables grows top down from a circular yoke. Botanical lace ornaments the shoulders, hem, and cuffs, and a dainty row of pearly buttons enhances the vintage appeal.

Choose a neutral shade to complement any outfit, a soft pastel for girlish charm, or even a bold red to suit a spirited personality.

Worked seamlessly in Loft, this delicate beauty is a pleasure to knit and the perfect topper for special occasions.



Naptime never looked so good

Cast on a beautiful cabled heirloom. *Bairn* is given in two versions: a large nap blanket knit in Shelter that will serve a child as he grows or make a handsome throw in the living room, and a smaller baby blanket worked in Loft to tuck into a pram or use as a stylish nursing cover.

The twining serpentines of the central motif and the echoing cables are easy to track and memorize once they're established, making this a soothing, contemplative knit. Lightweight and warm in either size, *Bairn* will remain a family favorite after the little ones are grown.



Bairn

by Julie Hoover





Spore

by Jared Flood

Make tracks in cozy comfort

A plush cabled hat and scarf set provides jaunty warmth for sledding, cross-country skiing, or simply tramping out to the schoolbus.

The pert, mushroom-shaped cap is worked up from a tubular cast-on hem in two skeins of Shelter and is sized all the way to adult dimensions.

The matching scarf is a simple end-to-end knit that can be worked to any length.

Both accessories feature a flight of chevrons filled with garter stitch and flanked by large and small simple cables to timeless and ageless effect.



Full marks for fashion and performance

Ideal for twirling across the ice or keeping warm after ballet class, this delicate top of simple lace and cables on a ground of reverse stockinette is comfortable and feather light in Loft.

The modern, short-sleeved dolman shape is easy to wear (and put on all by yourself) and a smart choice to

knit for fast-sprouting youngsters. Choose a pale shade like Fossil, Woodsmoke, or Snowbound to layer *Berenice* over any outfit—or splash out with a favorite saturated hue.

Full-grown girls will triple flip at the chance to scale up this top in Shelter!



Berenice

by Julie Hoover





Atlas Pullover

by Jared Flood


Swashbuckling style for explorers

Warm a dauntless Viking adventurer or a treasure hunter in search of seaboard flotsam with a light, cozy fabric of Loft.

Atlas features a bold Icelandic-inspired motif of deep chevrons and lozenges about the circular yoke.

Consider letting the child choose the colors—one light, one dark, and one medium shade from the Loft palette will work in almost any combination for a striking effect.

The pullover is worked in the round from the bottom up with polished details like tubular edging and short rows for a comfortable fit.



Yarn Forward

A short essay by Sarah Pope

In my son's sweater basket is a handsome double-breasted cardigan in stormy heathered blue. It's worked in cables with wide bands of ribbing that turn back to form the collar. The sleeves are long; he'll wear the cuffs folded back this fall. The handmade wooden buttons are polished smooth with age.

My daughter wore this cardigan for two winters. I wore it in my own childhood, and then my brother wore it. Our cousins had it before we did; it was a gift from our grandmother, knit by a friend who worked as part of an artisans' collective. This sweater must be 40 years old and has served at least five children—puddle-stomping, bramble-thwacking, mud-pie bakers all. It's still in perfect condition.

All the ancestral sweaters that have come down to my household, that I will lovingly store for the next crop of family babies, are hearty, humble, workaday wool. I think I can identify the very yarn used in the little blue cardigan, spun at a proud old New England mill and still available today. The sense of continuity and craft that I get from knitting with good wool only magnifies its native snugness and sturdy, homelike comfort. One day my own best efforts will go into the family chest alongside little sweaters knit by aunts and great-aunts. (I like to picture myself augmenting that heritage of handwork with masterpieces of intricate cables or lace, but so far the best-loved item I've made is a tiger bonnet with a matching pin-on tail.) My children, once they're grown, probably won't remember each and every garment I knit for them, but I hope they will carry a lasting impression of handmade sweaters and dresses and hats, and that woolen goods will always speak to them of home. I hope they'll be mindful of where their clothing comes from and take pleasure in the simple tale of flock and farmer, mill and shop and knitter.

I can't will my younglings to take up this craft—there's every chance they'll find their own passions, and that's as it should be—but I can speak to them in wool and cloth of patience, persistence, devotion to joyful work and family. When I tackle a challenging new technique or construction method, I remind myself how it feels to be a beginner, and that makes me a more empathetic parent. I try to show my children that I'm still learning, too. Last weekend I let them watch me rip out a design that wasn't working. We imagine, we try something bold, we fall short, we take it apart and try again until we've satisfied our vision. I can't be sure they soaked up this useful lesson, but they certainly liked helping me blast the mountain of woolly squiggles with a steam iron.

However reverently or irreverently we undertake it, handwork for and with children is a quiet promise of lasting love and effort on their behalf. For many of us, it's a way to subtly pass on to our kids that making beautiful and useful things is worthwhile and that anyone can learn to do it. We're inviting them into a creative culture. The seeds we plant with our little wool mittens and sweaters may not flower in our own lifetimes—although my grandmother probably enjoyed a few grainy photos of fat toddlers smartly bundled in that blue cabled cardigan, she didn't live to see me grow into a knitter and designer. But when I see a rosy-cheeked child gallivanting through the world in a handsome handknit, I think to myself that some knitter has done what Barbara Cooney called “the third, the most difficult thing of all”—she has made the world more beautiful.

On Choosing Sizes

Judging what size garment to cast on for a child is an art at which even experienced practitioners sometimes fail. It's all too easy to set a child's sweater aside in favor of some alluring new knit for yourself, then rummage once more in the workbasket with a sense of panic as you realize you're going to have to add two inches to the sleeves and block the body like the dickens if it's going to cover the little one's tummy.

Knitting a size larger is always smart, if only to give yourself a little more leeway in the production time. But what does it mean to knit a size larger? The child's age is often a red herring. All the sweaters in this collection are knit in size 6, but the models wearing them range from four to eight years old. Healthy children are simply too variable in size to conform well to garment sizing standards. The best strategy is to measure the child's well-fitting or still-roomy clothes and consult the pattern schematic for the best match, taking into account the intended ease of the design. Measuring the child herself is a good plan, too, but keep in mind that on small children the tummy is often greater in circumference than the chest; you'll want to make sure you've placed the tape at the equator unless the garment is intended to hang open.

You can also make canny choices in design features to extend the life of a garment. Children at this stage of development tend to lengthen rapidly without growing much wider—up they shoot on the family measuring board, and out stretch the limbs, but their chest circumference alters only by fractions of an inch. Adding length to the sleeves in the form of a ribbed cuff that can be folded back or turned down is an obvious strategy for getting at least two winters out of a sweater.

Alternately, notice how the sleeves of *Petal* bare Lulu's long wrists (pictured right), but the cardigan's styling makes this look intentional. A pretty detail at the cuff can allow the sleeves of a girls' sweater to work at bracelet length in the second year of wear. A sweater with a plain knit body and sleeves, such as *Magnus* and the *Atlas* pullover, can be invisibly lengthened in critical spots by snipping a strand of yarn, unraveling a round, picking up the stitches to work the desired extra fabric and then grafting the two pieces back together. (You may wish to squirrel away an extra skein of yarn for this purpose.)

The best way to ensure you're pouring your energies into a garment that will be worn and enjoyed is to take the time for thorough planning. And have confidence in your own head and hands—go ahead and adjust the pattern as necessary to make it your child's own.



Lulu

age 7
wears size 8



Gabriel

age 8
wears size 6



Frances

age 2
wears size 2



Sasha

age 4
wears size 5



Sophia

age 8
wears size 6-7



William

age 4
wears size 4



pattern info

Wyatt

by Michele Wang



pullover



Yarn: Shelter
Color: Almanac


details page 88

Vika

by Véronik Avery



pullover



Yarn: Shelter
Color: Button Jar


details page 90

Husk

by Jared Flood



cap



Yarn: Shelter
Color: Embers

details page 92

Carson

by Julie Hoover



pullover



Yarn: Loft
Colors: Snowbound,
Artifact

details page 94

Winslow

by Julie Hoover



pillow cover



Yarn: Shelter
Colors: Fossil, Sweatshirt,
Cast Iron

details page 96

Atlas

by Jared Flood



cardigan



Yarn: Loft
Colors: Woodsmoke,
Camper, Long Johns

details page 98

Magnus

by Véronik Avery



hoodie



Yarn: Loft
Colors: Fossil, Old World


details page 100

Pinwheel

by Véronik Avery



hat + mitten set



Yarn: Loft
Colors: See page 102

details page 102

Arlo

by Michele Wang



cardigan



Yarn: Shelter
Color: Hayloft

details page 104

Sock Monkey

by Jared Flood



pullover



Yarn: Loft
Colors: Barn Owl, Fossil,
Wool Socks

details page 106

Humphrey

by Véronik Avery



teddy bear



Yarn: Shelter + Loft
Colors: Nest, Woodsmoke,
Sweatshirt

details page 108

Petal

by Michele Wang



cardigan



Yarn: Loft
Color: Blanket Fort

details page 110

Bairn

by Julie Hoover



throw + nap blanket



Yarn: Shelter or Loft
Color: Soot, Long Johns

details page 112

Spore

by Jared Flood



scarf + hat set



Yarn: Shelter
Color: Sweatshirt

details page 114

Berenice

by Julie Hoover



pullover



Yarn: Loft
Color: Fossil


details page 116

Atlas

by Jared Flood



pullover



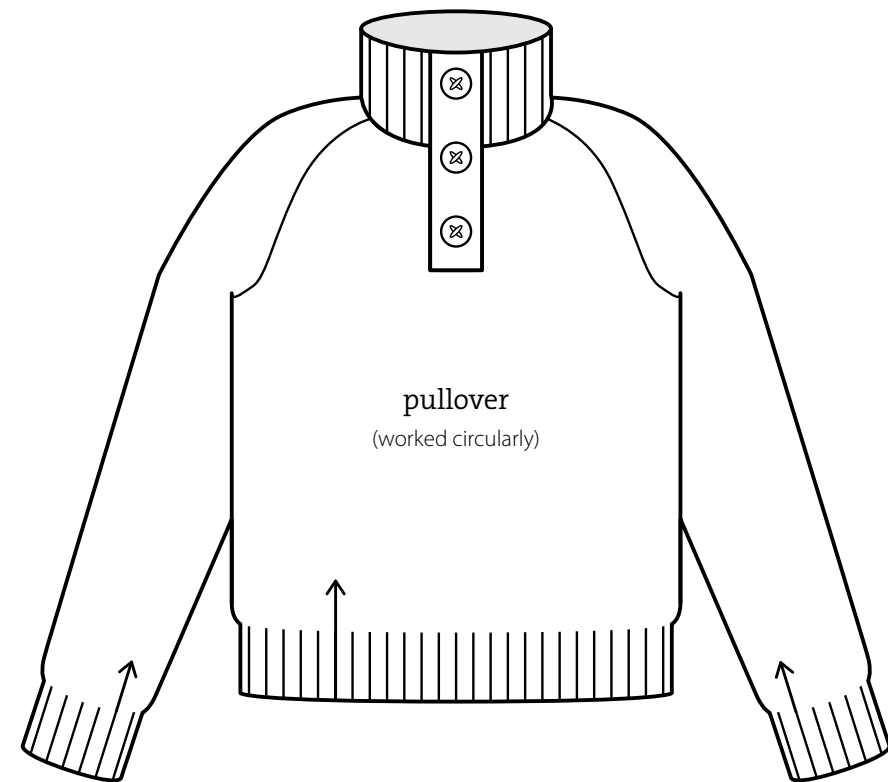
Yarn: Loft
Colors: Faded Quilt, Old
World, Snowbound

details page 98



Wyatt

by Michele Wang



Finished Dimensions

24½ (25¼, 26¾, 30, 33¼)" circumference at chest
Sized for 2 (4, 6, 8, 10) years
Intended Ease: approximately + 2-4"
Sample shown is size 6 (26¾") on child who normally wears size 6

Materials

4 (5, 6, 7, 7) skeins of Brooklyn Tweed *Shelter*
Photographed in color *Almanac*

Gauge

20 stitches & 34 rows/rounds = 4" in Double Moss Stitch or Welt Stitch with Size A needle(s), after blocking

Design Details

- textured raglan henley
- seamless bottom-up construction
- all-over texture patterns
- hem, long sleeves, and henley collar finished with ribbing

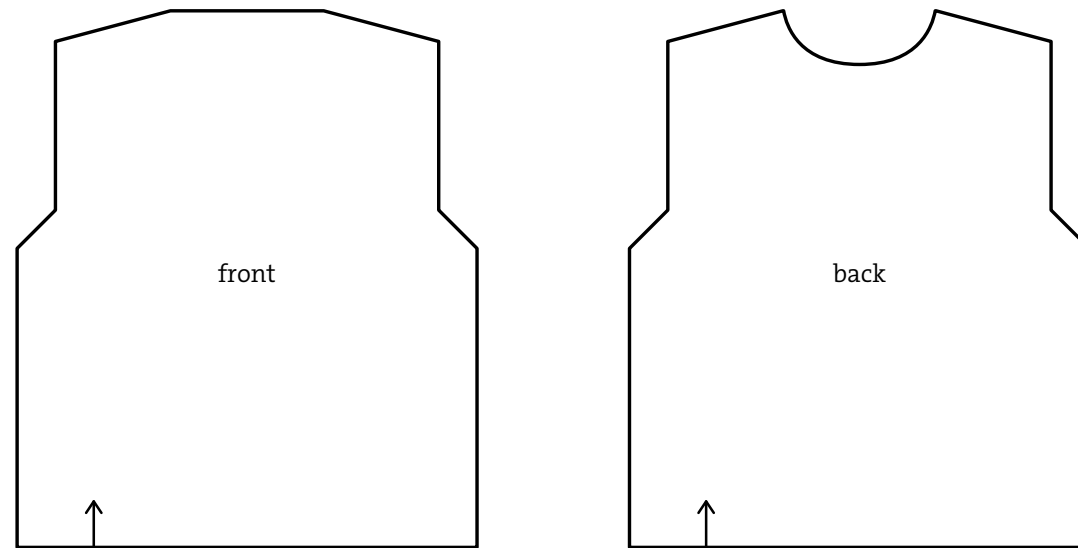


[click photo to purchase pattern online](#)



Vika

by Véronik Avery



Finished Dimensions

25½ (27¼, 29¼, 32¾, 35½)" circumference at chest

Sized for 2 (4, 6, 8, 10) years

Intended Ease: approximately + 2-4"

Sample shown is size 6 (29¼") on child who normally wears size 6

Gauge

- 18 stitches & 30 rows = 4" in Moss Stitch with Size A needle(s), after blocking
- 18-stitch panel from Chart B measures 2¾" wide with Size A needle(s), after blocking
- 10-stitch motif from Chart A or C measures 1¾" wide with Size A needles, after blocking

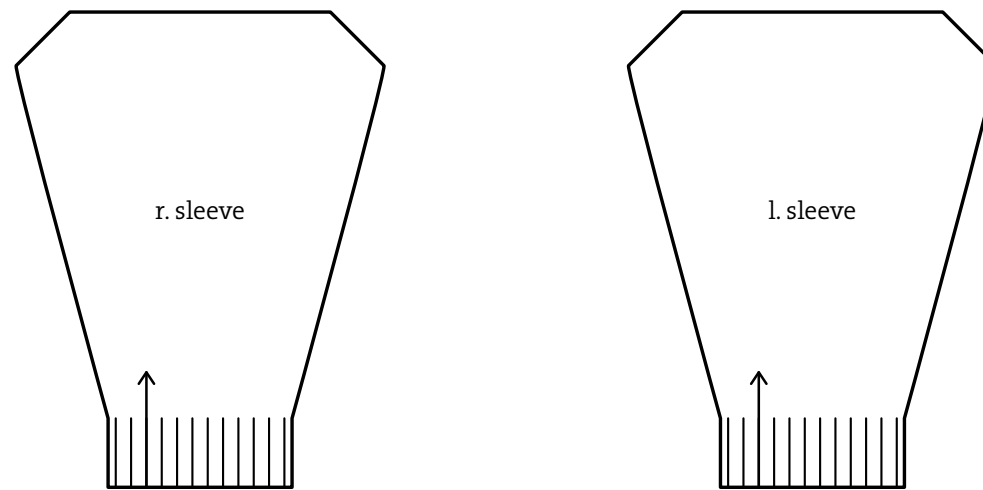
Materials

5 (5, 6, 8, 9) skeins of Brooklyn Tweed *Shelter*

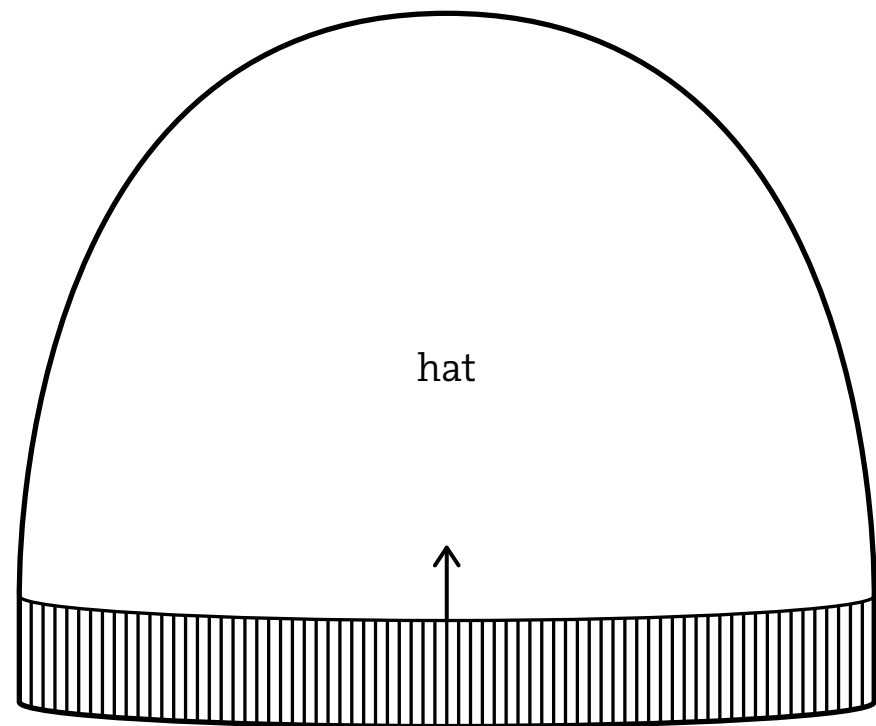
Photographed in color *Button Jar*

Design Details

- cabled pullover with turtleneck
- four-piece seamed construction
- turtleneck picked up and knit in the round after seaming
- all-over cable and texture pattern
- long set-in sleeves



[click photo to purchase pattern online](#)



Husk

by Jared Flood



Finished Dimensions

16½ (18, 18, 18)" circumference; 7 (7, 7½, 8½)" length

Sized for 2 years (4–6 years, 8–10 years, youth–adult)

Samples shown are all size 4–6

Materials

1 (1, 1, 2) skeins of Brooklyn Tweed *Shelter*
Photographed in colors *Embers*, *Wool Socks* & *Homemade Jam*

Gauge

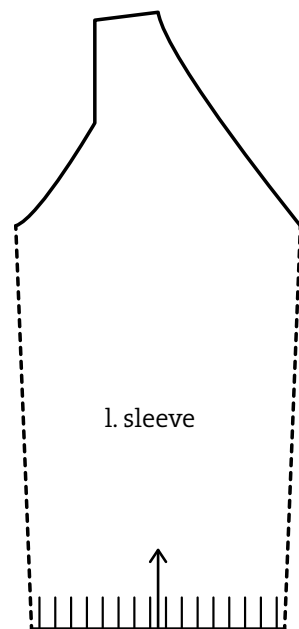
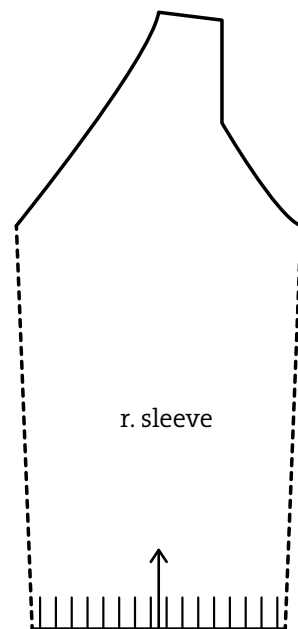
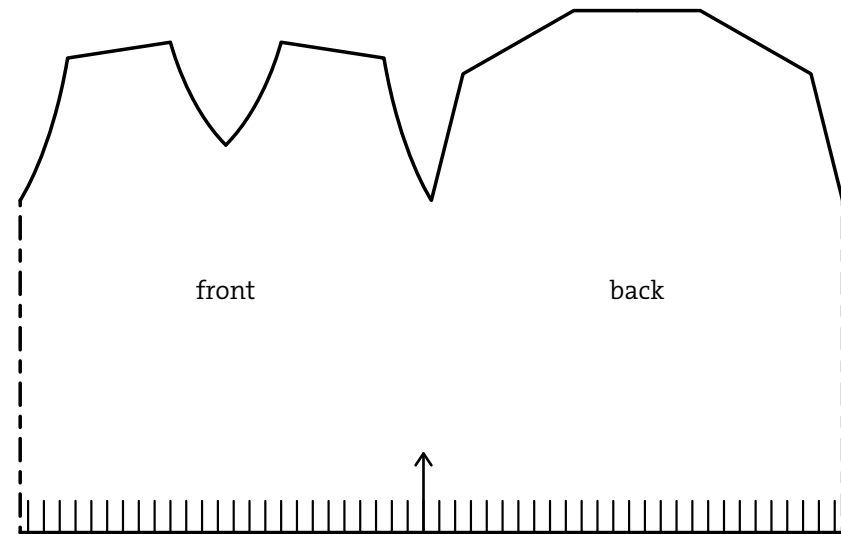
26½ stitches & 30 rounds = 4" in Twisted Stitch pattern from Main Chart with Size A needle(s), after blocking

Design Details

- cap with twisted stitch diamonds
- hat is knit in the round from brim to crown
- allover cable and texture pattern
- elastic hat motifs will stretch to fit a variety of sizes



[click photo to purchase pattern online](#)



Carson

by Julie Hoover



Finished Dimensions

23¼ (24¾, 26, 28¾, 31¼)" circumference at chest
 Sized for 2 (4, 6, 8, 10) years
 Intended Ease: approximately + 2-4"
 Sample shown is size 6, photographed on children who normally wear sizes 5 and 6

Materials

Brooklyn Tweed *Loft*
 2 (2, 3, 3, 3) skeins C1, 1 skein C2
 Photographed in colors *Snowbound* (C1) and *Artifact* (C2)

Gauge

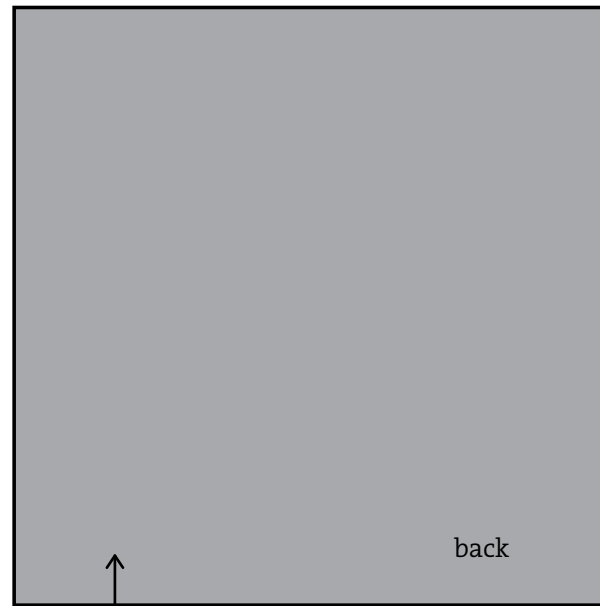

- 24 stitches & 38 rows/rounds = 4" in stockinette stitch with Size A needle(s), after blocking
- 24 stitches & 34 rounds = 4" in charted colorwork pattern with Size B needle(s), after blocking

Design Details

- Saddle shoulder pullover with colorwork detailing
- 3 piece seamed construction
- body and sleeves are worked in the round to the underarm, then worked flat
- armhole and saddle seams are sewn with exposed selvages
- geometric color work pattern at hem and cuffs of long sleeves



[click photo to purchase pattern online](#)



Winslow

by Julie Hoover



Finished Dimensions

18¼" wide; 18¼" long
(seamed and with flap closed)

Materials

Brooklyn Tweed *Shelter*
5 skeins C1, 1 skein each of C2 and C3
Photographed in colors *Sweatshirt* (C1), *Fossil* (C2), and *Cast Iron* (C3)

Gauge

19 stitches & 31 rows = 4" in stockinette stitch
with Size A needle, after blocking

Design Details

- pillow cover with intarsia penguin
- two piece seamed construction, with exposed selvages
- textured and buttoned closure flap

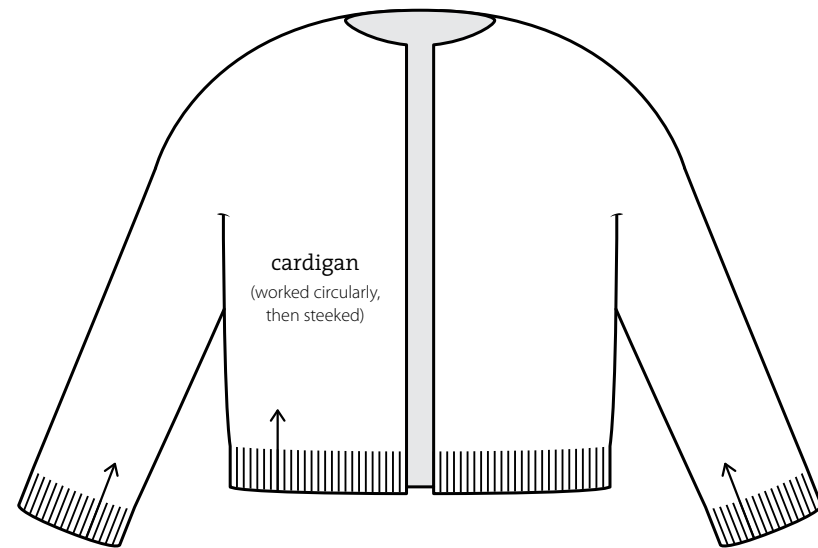
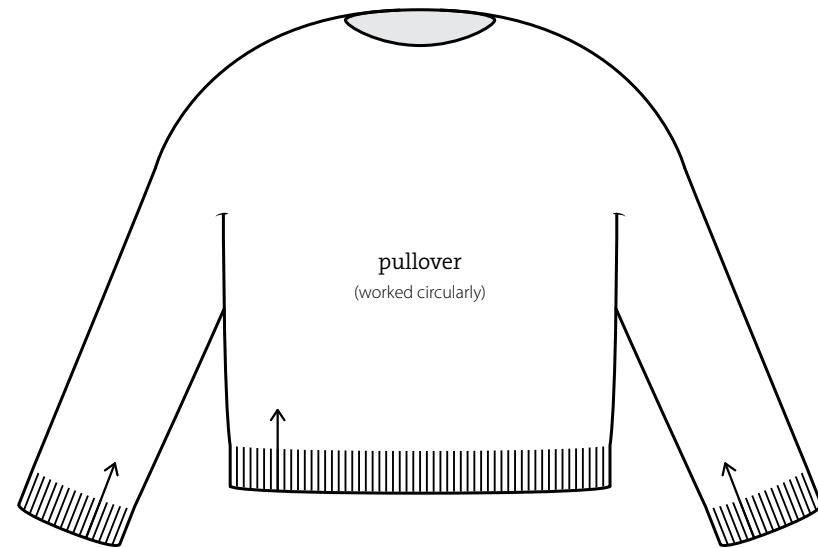


[click photo to purchase pattern online](#)



Atlas

by Jared Flood



Finished Dimensions

Pullover: 26½ (27¾, 29, 31½, 33¾)"

circumference at chest

Cardigan: 27 (28¼, 29½, 32, 34½)"

circumference at chest, buttoned

Sized for 2 (4, 6, 8, 10) years

Intended Ease: approximately + 3-4"

Pullover shown is size 6 (29") shown on child who normally wears size 6

Cardigan shown is size 6 (29½") shown on child who normally wears size 8

Gauge

- 26 stitches & 39 rounds = 4" in stockinette stitch with Size A needle(s), after blocking
- 26 stitches & 26 rounds = 4" in charted colorwork pattern with Size B needle(s), after blocking

Materials

Brooklyn Tweed *Loft*

2 (3, 3, 4, 4) skeins C1, 1 skein C2 & C3 [Pullover]

3 (3, 3, 4, 4) skeins C1, 1 skein C2 & C3 [Cardigan]

Pullover photographed in colors *Faded Quilt* (C1), *Snowbound* (C2), and *Old World* (C3)

Cardigan photographed in colors *Woodsmoke* (C1), *Long Johns* (C2), and *Camper* (C3)

Design Details

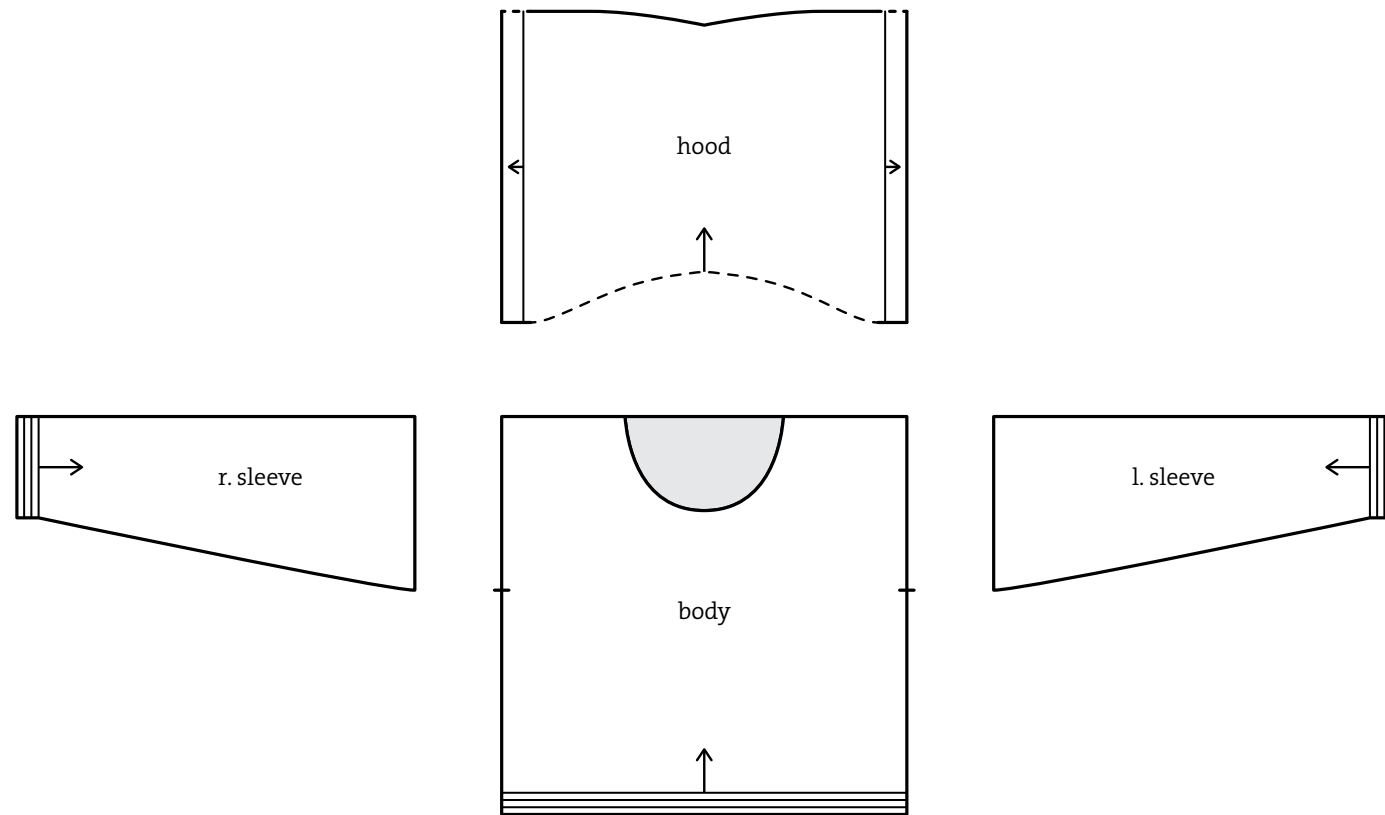
- Icelandic yoked pullover & cardigan
- bottom-up circular yoke construction
- cardigan is worked in the round and steeked
- colorwork panel at yoke
- crew neck and long sleeves



click photos to purchase pattern online

Magnus

by Véronik Avery



Finished Dimensions

25¾ (27, 28¼, 30½, 33)" circumference at chest

Sized for 2 (4, 6, 8, 10) years

Intended Ease: approximately + 3-4"

Sample shown is size 6 (28¼") shown on children who normally wear sizes 6 and 8

Gauge

- 27 stitches & 40 rounds = 4" in stockinette stitch with Size A needle(s), after blocking
- 27 stitches & 32 rounds = 4" in charted colorwork pattern with Size B needle(s), after blocking

Materials

Brooklyn Tweed *Loft*

4 (4, 5, 6, 6) skeins C1, 1 skein C2

Photographed in colors *Old World* (C1) and *Fossil* (C2)

Design Details

- Scandinavian hoodie with colorwork yoke
- three piece seamed construction
- body is worked in the round after split hems are worked flat
- color work pattern is worked in the round and body is steeked at armholes and front neck
- drop-shouldered long sleeve worked in the round
- hood is picked up and knit from neck edge

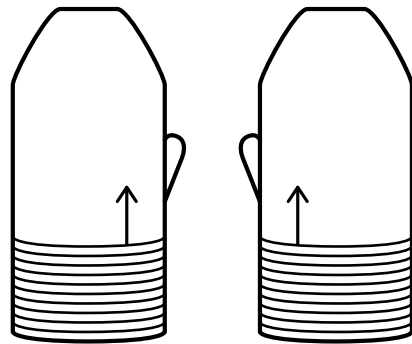
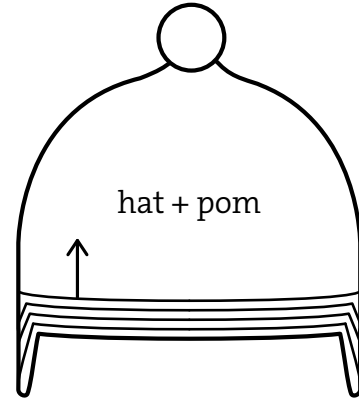
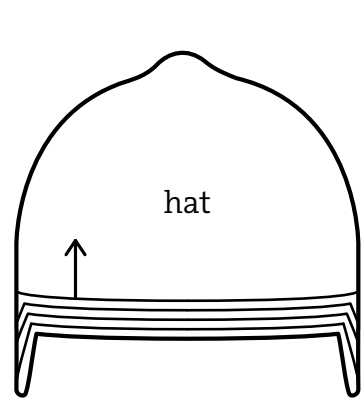


[click photo to purchase pattern online](#)

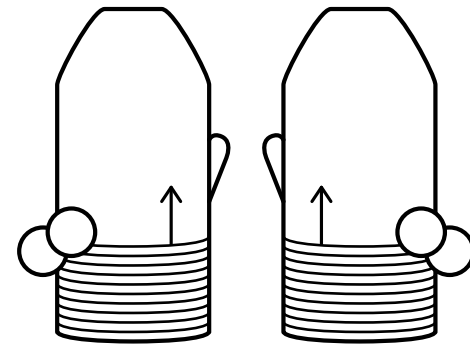


Pinwheel

by Véronik Avery



mittens



mittens + poms

Finished Dimensions

Mittens (one size): 7¼" circumference at palm;
8½" length from cuff to tip

Hat: Small (Large); to fit 2-4 years (6-10 years);
17¼" (20½") circumference; 6¼" (6¾") length
(not including earflaps)

Hat samples shown are size Large on 7 year and
4 year old models

Materials

Brooklyn Tweed *Loft*

Version I: 1 skein each of C1 & C2

Photographed in colors *Truffle Hunt* (C1) and
Sweatshirt (C2)

Version II: 1 skein each of C1, C2, C3, C4, & C5
Photographed in colors *Fossil* (C1), *Faded Quilt*
(C2), *Thistle* (C3), *Sap* (C4) and *Truffle Hunt* (C5)

Gauge

28 stitches & 35 rounds = 4" in circular stranded
colorwork from chart with Size A needle(s), after
blocking

Design Details

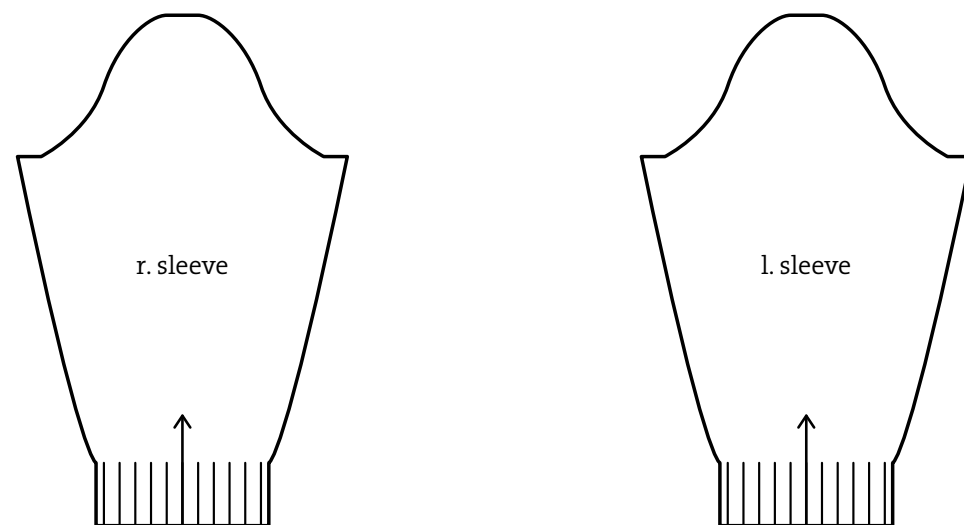
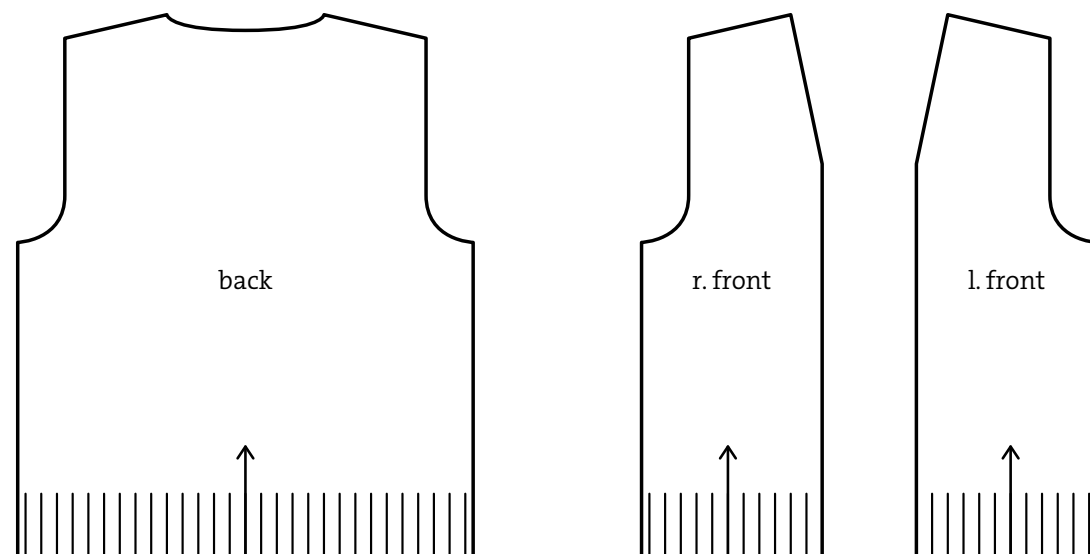
- colorwork hat and mitten set
- hat and mittens are both worked in the round from the bottom up
- hat's brim and earflaps are worked from the original cast on down
- can be worked as either 2- or 5-color versions
- optional cords and pom-poms may be added to either



[click photo to purchase pattern online](#)

Arlo

by Michele Wang



Finished Dimensions

26³/₄ (27³/₄, 29¹/₂, 32¹/₄, 34³/₄)" circumference at chest, seamed and buttoned
Sized for 2 (4, 6, 8, 10) years
Intended Ease: approximately + 3-4"
Sample shown is size 6 (29¹/₂" on children who normally wear size 6

Gauge

- 18 stitches & 29 rows = 4" in stockinette stitch with Size A needle(s), after blocking
- 23 stitches & 30 rows = 4" in cable pattern from charts with Size A needle(s), after blocking

Design Details

- cabled cardigan with shawl collar
- 4 piece seamed construction
- collar and buttonbands picked up and knit out after seaming
- all-over cable pattern on body, stockinette stitch on sleeves

Materials

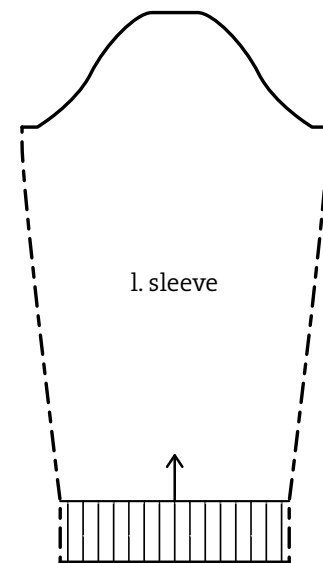
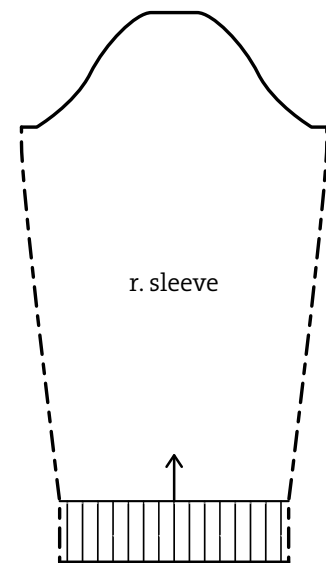
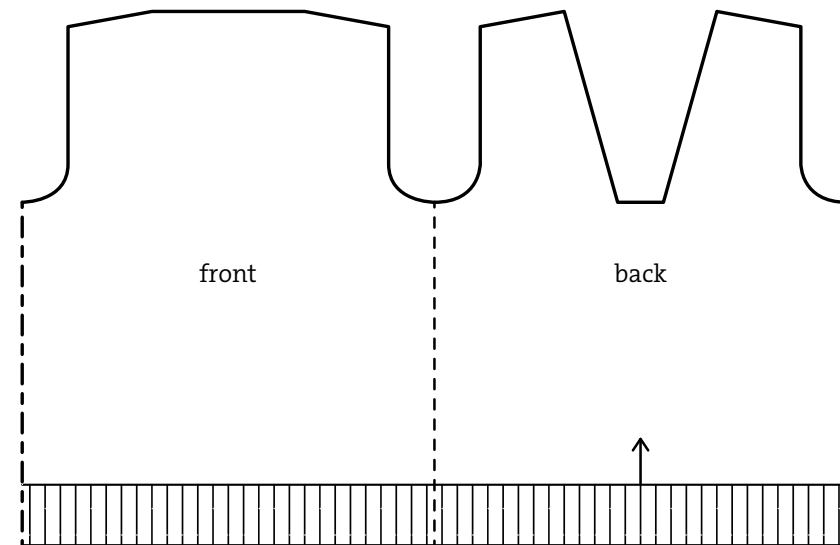
4 (5, 6, 6, 7) skeins of Brooklyn Tweed *Shelter*
Photographed in colors *Hayloft* and *Embers*



[click photo to purchase pattern online](#)

Sock Monkey Sweater

by Jared Flood



Finished Dimensions

25 (26¼, 27½, 30¼, 33)" circumference at chest
Sized for 2 (4, 6, 8, 10) years
Intended Ease: approximately + 3-5"
Sample shown is size 6 (27½") shown on children
who normally wear sizes 5 and 6

Materials

Brooklyn Tweed *Loft*
3 (3, 3, 4, 4) skeins C1, 2 (2, 3½, 3, 3) skeins C2, 1
skein C3
Photographed in colors *Fossil* (C1), *Barn Owl*
(C2), and *Wool Socks* (C3)

Gauge

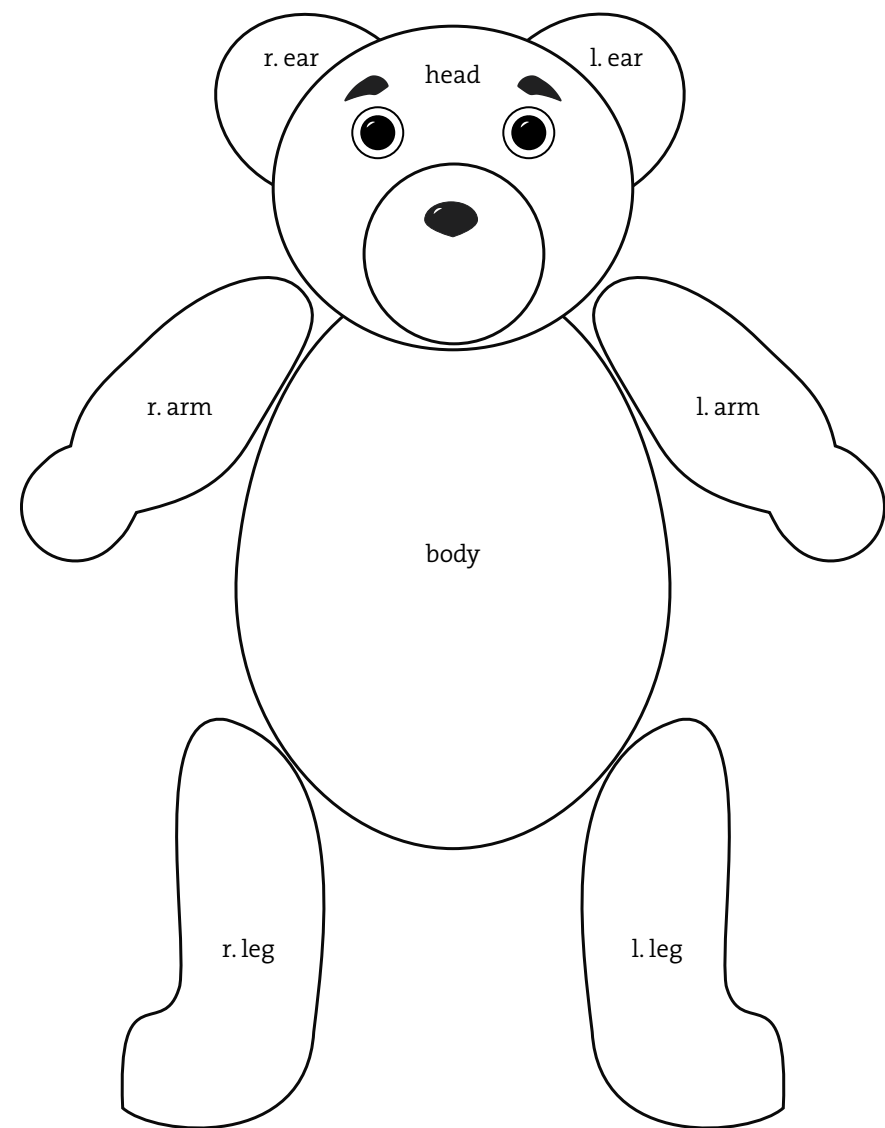
- 18 stitches & 30 rows/rounds = 4" in stockinette stitch with Size A needle(s) and 2 strands of yarn held together, after blocking
- 37 stitches & 50 rows/rounds = 4" in 2x2 Ribbing with Size B needle(s) and 1 strand of yarn, after blocking

Design Details

- marled pullover with shawl collar
- three piece seamed construction
- body and long sleeves are both worked in the round to the underarm, then split to work back and forth
- collar is picked up and knit after seaming
- ribbing is worked on smaller needles with a single strand of yarn
- body and sleeves are worked on a larger needle with two strands held together



[click photo to purchase pattern online](#)



Humphrey

by Véronik Avery



Finished Dimensions

Bear: 16" height (standing); 15" circumference at chest

Bear's Sweater: 14" circumference at chest

Materials

Bear: 2 skeins of Brooklyn Tweed *Shelter*
Photographed in color *Nest* (C1)

Bear's Sweater: Brooklyn Tweed *Loft*
Photographed in colors *Woodsmoke* (C2) & *Sweatshirt* (C3)

Gauge

Bear: 22½ stitches & 33 rounds = 4" in stockinette stitch with Size A needle(s) and *Shelter* (C1), after blocking

Bear's Sweater: 28 stitches & 35 rounds = 4" in stockinette stitch with Size A needle(s) and *Loft* (C2 or C3), after blocking

Design Details

- knitted teddy bear
- all parts of the bear are worked in the round, except for the soles, which are worked flat
- bear is knit in *Shelter* and sweater is knit in *Loft*
- bear parts are joined together with yarn and running stitches

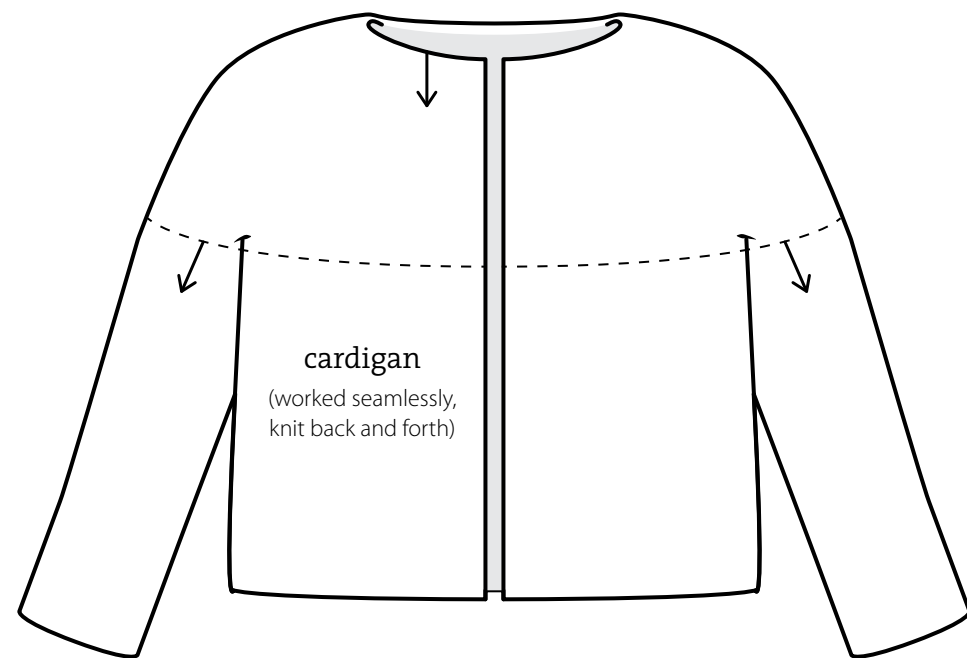


[click photo to purchase pattern online](#)



Petal

by Michele Wang



Finished Dimensions

25½ (27, 28¼, 29¾, 32¾)" circumference at chest (buttoned)

Sized for 2 (4, 6, 8, 10) years

Intended Ease: approximately + 2-4"

Sample shown is size 6 (28¼") on child who normally wears size 8

Materials

3 (3, 3, 4, 5) skeins of Brooklyn Tweed *Loft*

Photographed in color *Blanket Fort*

Gauge

28 stitches & 37 rows/rounds = 4" in Main Pattern Chart with Size A needle(s), after blocking

Design Details



- lace cardigan with round yoke
- seamless top-down construction
- collar and button band are picked up and knit out in twisted rib
- leaf lace detail at bracelet-length cuffs, yoke, and hem
- twisted rib and "sled stitch" pattern worked throughout body



[click photo to purchase pattern online](#)

Bairn

by Julie Hoover



Finished Dimensions

Version I: 35¼" wide; 51¾" long

Version II: 29" wide; 41¾" long

Measurements taken from relaxed fabric after blocking

Materials

Version I: 12 skeins of Brooklyn Tweed *Shelter*

Photographed in color *Soot*

Version II: 6 skeins of Brooklyn Tweed *Loft*

Photographed in color *Long Johns*

Gauge

Version I: 16 stitches & 29 rows = 4" in reverse stockinette stitch with Size A needle, after blocking

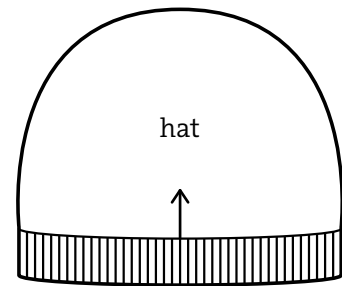
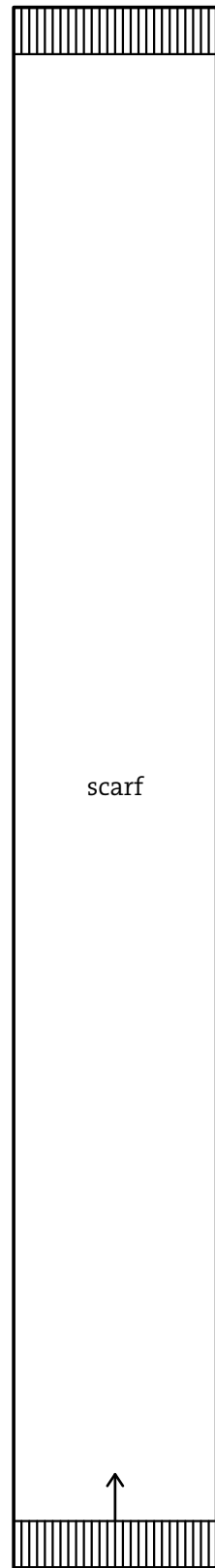
Version II: 20 stitches & 36 rows = 4" in reverse stockinette stitch with Size A needle, after blocking

Design Details

- cabled nap blanket & throw
- worked flat, with i-cord edging worked at edges during knitting
- available in two sizes
- allover cable motifs



[click photo to purchase pattern online](#)



Spore

by Jared Flood



Finished Dimensions

Scarf (one size): 6½" width; 49" length

Hat: 18¼ (21, 21, 21¾)" circumference; 7½ (7½, 8, 8¾)" length

Sized for 2 years (4–6 years, 8–10 years, youth–adult)

Sample shown is size 4–6 years on 6 year old model

Materials

4 (4, 4, 5) skeins of Brooklyn Tweed *Shelter*

Photographed in color *Sweatshirt*

Gauge

- 27 stitches & 29½ rows/rounds = 4" in cabled pattern from charts with Size A needle(s), after blocking
- 44-stitch Scarf motif measures 6½" wide with Size A needle(s), after blocking

Design Details

- cabled scarf and hat set
- scarf worked flat from end to end
- hat worked in the round from brim to crown
- all-over cable and texture pattern
- elastic hat motifs will stretch to fit a variety of sizes

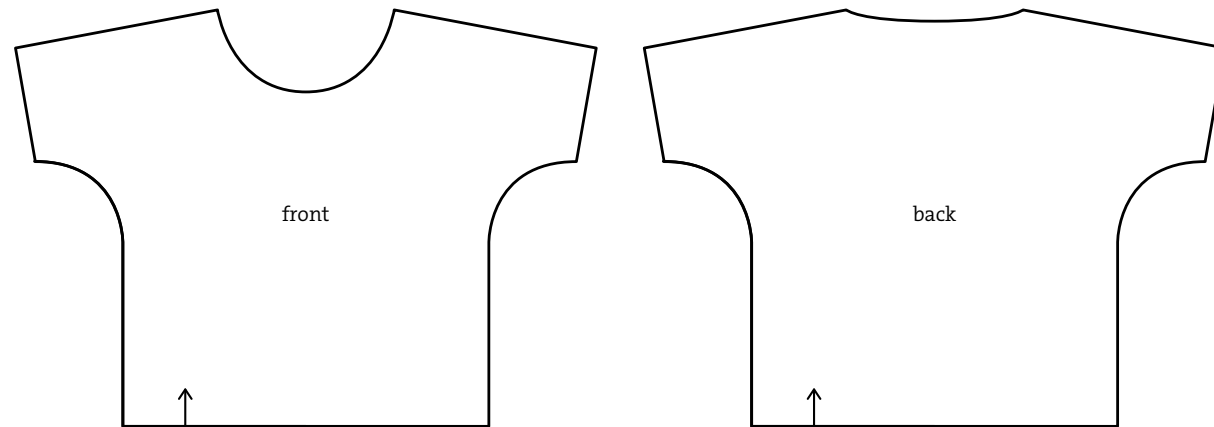


[click photo to purchase pattern online](#)



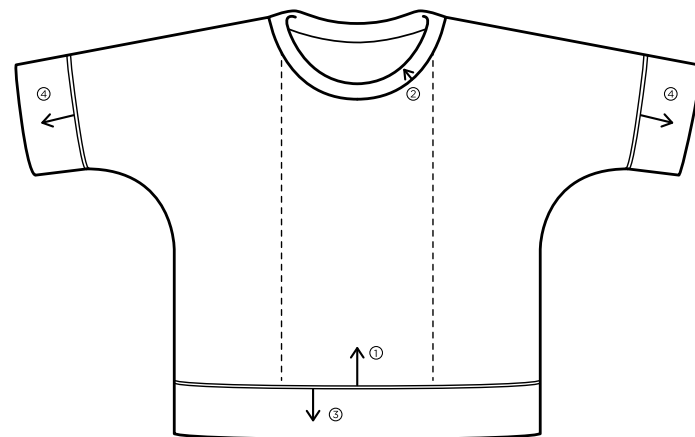
Berenice

by Julie Hoover



front

back



Finished Dimensions

25½ (26¾, 28¼, 30¾, 33½)" circumference at chest

Sized for 2 (4, 6, 8, 10) years

Intended Ease: approximately + 2-4"

Sample shown is size 6 (28¼") shown on children who normally wear sizes 6 and 8

Materials

2 (3, 3, 3, 4) skeins of Brooklyn Tweed *Loft*

Photographed in color *Fossil*

Gauge

- 24 stitches & 38 rows = 4" in reverse stockinette stitch with Size A needle(s), after blocking
- 37 (37, 37, 51, 51)-stitch panel from Chart measures 5¾ (5¾, 5¾, 8, 8)" wide with Size A needle(s), after blocking

Design Details

- short-sleeved lace & cable top
- dolman sleeves knit sideways concurrently with body
- 2 piece seamed construction
- lace & cable panel in center
- ribbed edges at sleeve, neck, and hem are picked up after seaming and knit in the round, with selvages exposed



[click photo to purchase pattern online](#)



yarns



Our wools are grown on the plains of Johnson County in northern Wyoming from the wool of the Targhee-Columbia sheep.

This blend combines the crimp, bounce and softness of Targhee fine wool with the body and strength of Columbia medium wool.


Yarn spun from this fleece enjoys the benefits of both strength and endurance while remaining soft enough to wear comfortably.





After scouring, the wool travels to beautiful Harrisville, New Hampshire. Woolen yarns have been spun in this brick mill town since 1794.

Here the wool is blended, carded, spun, plied, washed and labeled to create a finished yarn that is ready for knitting.



Loft

fingering weight

50 gram skein

275 yards

100% Wyoming-grown Targhee-Columbia wool

A gently spun, minimally processed 2-ply wool designed for featherweight lace shawls, pillowy colorwork and elegant layering garments



Order Loft online





Shelter

worsted weight

50 gram skein

140 yards

100% Wyoming-grown Targhee-Columbia wool

Our workhorse wool is the perfect yarn for cozy sweaters and accessories that are lightweight and warm



[Order Shelter online](#)



yarn palette

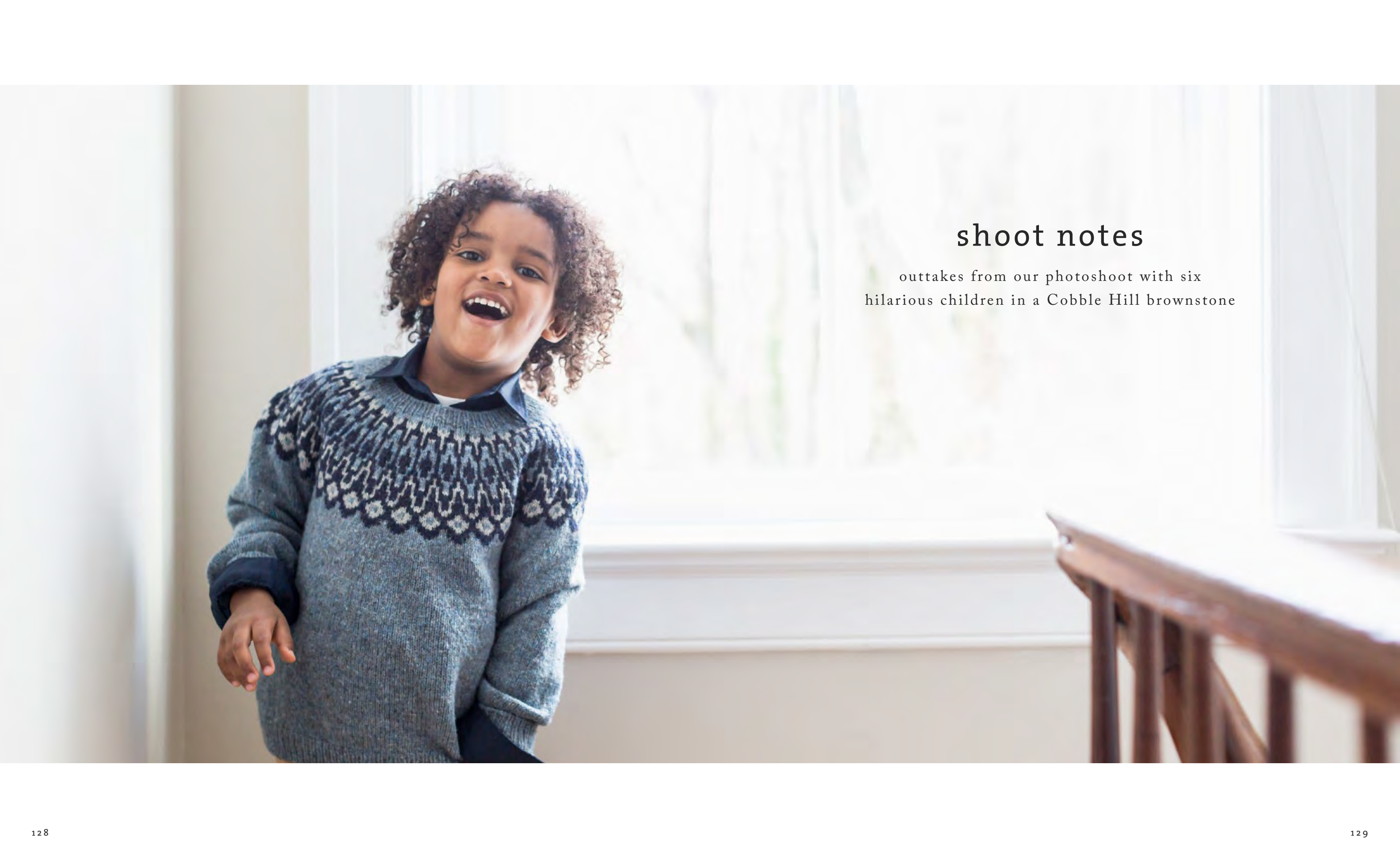
Our yarns come in a custom-designed range of 32 heathered shades.

Each blend is created using multiple colors from 16 base solids. This process lends a beautiful cross-range harmony to the entire palette.

1	Long Johns	17	Truffle Hunt
2	Camper	18	Postcard
3	Wool Socks	19	Blanket Fort
4	Embers	20	Homemade Jam
5	Hayloft	21	Thistle
6	Sap	22	Plume
7	Foothills	23	Woodsmoke
8	Fauna	24	Barn Owl
9	Tent	25	Nest
10	Birdbook	26	Meteorite
11	Artifact	27	Pumpernickel
12	Button Jar	28	Fossil
13	Faded Quilt	29	Snowbound
14	Almanac	30	Sweatshirt
15	Old World	31	Soot
16	Stormcloud	32	Cast Iron




[Click here to order a Shade Card from our web site](#)



shoot notes

outtakes from our photoshoot with six
hilarious children in a Cobble Hill brownstone





design team



Véronik Avery

Véronik is the founder of St-Denis Yarns and the author of *Knitting Classic Style* and *Knitting 24/7*.

Her work has appeared in countless publications, including knitting books such as *Sock Yarn Studio* (Lark), *Weekend Knitting* and *Handknit Holidays* (STC), several titles from Interweave Press, magazines (*Interweave Knits*, *Knitscene*, *Vogue Knitting*, *Woman's Day*), and online (*Knitty* and *Twist Collective*).



Jared Flood

Jared is owner and creative director at Brooklyn Tweed.

Having received his education in 2D design and photography, he began designing knitwear in 2007 and developing yarns in 2009.

Today he splits his time between creative direction, knitwear design and business operations at Brooklyn Tweed.



Julie Hoover

Dedicated to clean, sophisticated, contemporary design throughout all her work, Julie retired her freelance art director business in 2011 to focus full time on her life-long passion — playing with textiles.

Based in Ann Arbor, Michigan, she is also a serious foodie and photo taker. Stay in touch with her at juliehoover.com



Michele Wang

Based in New York City, Michele joined the Brooklyn Tweed Design Team in the Fall of 2011. She likes to explore the balance between comfort and trend in her work.

Her garments have been featured in *knit.wear*, *amirisu* and *Vogue Knitting*.

Follow Michele at www.mishi2x.com

credits

Creative Team

Art Direction & Photography

Wardrobe Styling

Photoshoot Producer

Photo Assistant

Hair & Makeup

Location

Jared Flood

Stephanie Gelot

Jess Morphew

Allison Page

Yuko Takahashi

Takashi Ashizawa

Lois & Gil Aronow

Production Team

Look Book Design

Pattern Layout

Copywriting

Senior Tech Editing

Counter Tech Editing

Project Coordination

PR & Marketing

Copy Editing/Proofing

Fulfillment

Sample Knitting

Jared Flood

Julie Hoover

Sarah Pope

Robin Melanson

Christine Craig

Sue McCain

Bristol Ivy

Luigi Boccia

Bristol Ivy

Leila Raabe

Ethan MacDonald

Alex Bakis

Christine Craig

Nicole Dupuis

Sumiko Hong

Wannietta Kirkpatrick

Aryn Morse

Lynne Paschetag

Larissa Phipps

Michele Saunders

Kei Yamamoto

keep in touch



Facebook



Instagram



Pinterest



Ravelry



Twitter



Google +





www.brooklyntweed.com