

WOOLENS | JARED FLOOD

November 2018

Pattern Errata | Print Book; Second Edition

Version 2.0 | Updated November 29, 2018

CROSSHATCH

Woolens by Jared Flood

(First Edition, August 2016), page 36, Schematic.

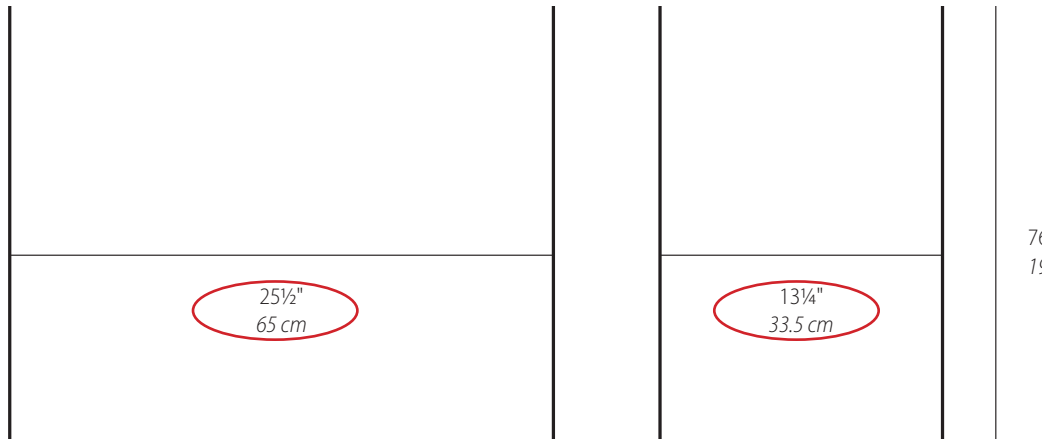
Date of Update: 18 August 2016 [Digital Pattern Version 1.1]

For additional information, see <https://www.brooklyntweed.com/pattern-errata/>

VERSION CHANGES

The widths for the scarf and wrap are reversed. The width for the wrap should be listed as 25½" (65cm) and the width for the scarf should be listed as 13¼" (33.5cm).

SCHEMATIC



FAR HILLS SCARF

Woolens by Jared Flood

(Second Edition, September 2016), pages 61–63, Chart.

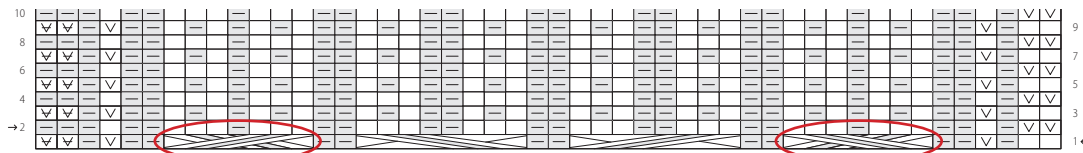
Date of Update: 27 September 2016 [Digital Pattern Version 2.0]

For additional information, see <https://www.brooklyn Tweed.com/pattern-errata/>

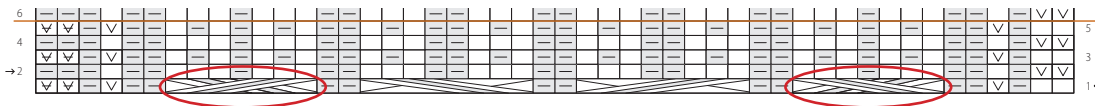
VERSION CHANGES

- The 3/4 RC and 3/4 LC Chart symbols have been changed in the Legend and charts for better visibility.
- The name for the 3/2/3 RC has been corrected in the Legend.

FAR HILLS CHART



UPPER HEM CHART



LEGEND



L needle. Purl stitch from CN

3/4 RC

Slip 4 stitches to CN and hold in back. [Knit 1, purl 1, knit 1] from L needle. {{Purl 1, knit 1} twice} from CN

FURROW HAT

Woolens by Jared Flood

(First Edition, Third Printing, December 2016), pages 106–117.

Date of Update: 09 November 2018 [Digital Pattern Version 2.1]

For additional information, see <https://www.brooklyntweed.com/pattern-errata/>

VERSION CHANGES

Page 112: Setup Round 3: First asterisk has been deleted, now reads as follows:

Setup Round 3: Purl 2, knit 2, [purl 1, knit 1] 6 times, slip marker, *purl 1, knit 2, purl 4, knit 2, [purl 1, knit 1] 6 times; repeat from * 4 (2) more times, slip 5 stitches purlwise, remove BOR marker, return 5 slipped stitches back to L needle, replace marker for new BOR.