

Working with images/energies

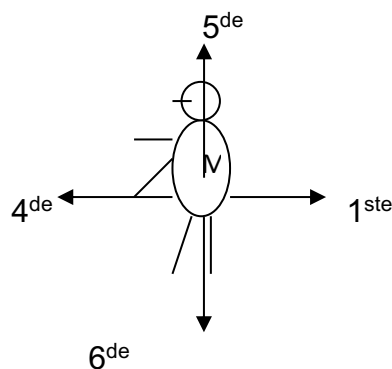
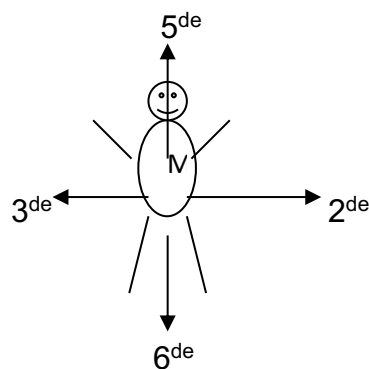
~ Bram Zaalberg

When you see a certain image with a person, the questions are the same as in dream explanation. What does this symbol mean to you? Don't fill in for the other. Listen well, to what the other tells you. That makes it easier, because the information depends on the other. You don't have to explain, the other does that for you. Everyone has his own image of a certain picture. You don't have to translate that. (sometimes you see, that people who read books about dream explanation, internalise some symbols and interpretations. But this depends on his/her way of thinking).

For example: when you see nothing with a client or the image is not clear, this is information about the other as well. It can tell you something about the way the other looks at himself inside. That person has no clarity about himself, is very vague, misty about himself. It tells you something about the way the person knows himself. It can indicate blockages in certain regions of consciousness. (sometimes you see happen this with people who take tranquillisers, like lithium). You can teach those vague persons to direct their attention to the inside, to listen to themselves, to examine their own being.

Polarity.

1. Back Past, your old emotions, your origin.
2. Left side Here and now female.
3. Right side Here and now male.
4. Front Future, the unknown, possibilities to create your future.
5. Top Connection with your higher self, your father.
6. Bottom Connection earth consciousness and body, your mother.
7. The Middle – integration between father and mother, left and right, front and back.



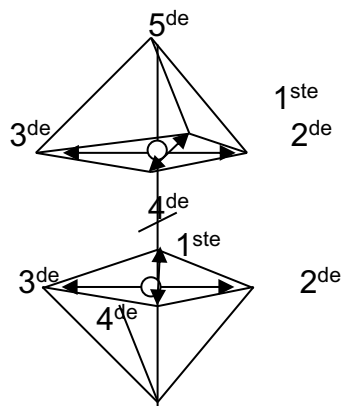
You have several axis's:

- Axis from front to back; from 1 to 4.
- Axis from left to right; from 2 to 3.
- Axis from top to bottom; from 5 to 6.

The centre of these axis's is the axis for solidity, that needs to come in balance. All the axis's have another dimension, are connected through their centres and do all relate to each other. All go through the middle M (solar plexus).

Examples:

- Old soul issues can be in the axis to the top, but originate from the axis from the back – the past.
- Left and right, the here and now has its consequences for the axis to the front, the future.
- Something from the past can make a disturbance somewhere else. When you see the axis's as a whole, you can draw lines and you see two pyramids, one with the top up and one with the top down.



Two pyramid shapes.

Connection 1 to 4.

Past – present – future:

When you change something in the present, your past and future changes too. The difference between the past and future is the now / present. This is the only moment of power. Everything is connected. Fear and courage make one energy together. Past and future make one energy together. This energy we can see as the present.

You always have the possibility to create something new. Every day you create a new perspective, a new way, you create a new light / consciousness, especially by working with flower essences and consciousness. By releasing the old, you can create a new world, from

another vision and that has an effect on the whole humanity. Not only on yourself. Every part you raise in yourself, you help another person. You see it in the outside world, as a mirror. It takes you along. You are a pioneer for a large group. It is not worse or better, but a refinement. The more refined your energy is, the harder you will pull at the ground energy. On the other side you will get support from higher/more refined, more evaluated forms of consciousness.

Practice:

Sit opposite to each other, 2 to 3 meters distance minimum. One of the two is working. First look at the centre, the solar plexus. How does this sun look? Are there clouds in front, is there a difference between left and right, front and back and top/bottom. Keep this in mind and check at the end if the sun looks clean and bright. That is your standard measure. Then you look, eventually through the sun, right behind the person and attune to an imbalance, something that brought the person out of balance. Your focus is 2 meters behind the person. Describe your impression. Keep this image in mind and go from this image to the front as a line through the middle to the future. Describe your impression. Discuss both images and remove them, by burning them in the earth or sending them to the sun. Pull the whole image out at a cord. Select an essence for the integration of front and back, discuss it and send to the person. Look what changes in the image. Also remove this image and discuss the whole procedure.

What works on the line 5th and 6th polarity?

This axis more expresses the structure of your total being. In fact it is a piece of origin from yourself, a piece of solidity and primordial power. That is why the gem essences work good on this axis. It deals with the integration of top and bottom, to make the connection with your mental part, your consciousness with the earth. Seed only can germinate in the earth. Thoughts are the seed, that only can germinate in the earth. The seed must be in the soil though. You are on the earth to turn spirit into matter and not the other way round.

To make a good connection with the earth, you need:

- minerals, if you have not enough of them, you go “flying”.

To make a good contact with the spirit you need water.

- water, the water element, makes the connection to your soul. When you have shortage of water, you can't climb up. Your germinating powers.

The connection with your higher self / intuition / soul.

Spirit can be broken because of:

- anaesthesia
- drugs, alcohol

- medication
- illness
- grief
- too much studying, becoming too mental
- denying your intuitive emotions of the female side. Not listening to it anymore. Not be receptive for your intuitive forces, for your soul. The line must be clear, no rubbish should be inside.

The connection with the earth can be broken because of:

- anaesthesia
- drugs, alcohol
- medication
- illness
- grief
- mother problems. This can have different causes, for example your mother was dead or your mother was “spiritually” dead, she was not there for you or she did not nurture you. Therefore, you never received a mother bonding / earth bonding.
- Moving during your childhood. If you never could make the connection with your primordial mother, because you did not feel at home in that other place, class or school.
- You have not been able to take in the earth energy, because you did not dare to manifest on earth. Not be able to bring down your own being on earth. Not have the guts to cope with earthly matters.

Practice: connection, top – bottom and energy images.

Sit opposite to each other and take your space. Also, to look at images you need distance. You work in turns again. First one person, then the other.

Connection with your higher self:

Eventually start working from the sun again and from there you go up. Imagine a line (chimney) above the head of the other person. In your mind you ask where the disturbance is. You can look up at the energy of the other and start approximately one meter above the head. Go on till you reach a disturbance. Look at the chimney. Discuss the disturbance. When you see an image, ask the other what it means. (For example, a chimney sweep that is messing around. What does this image tell you?) also look for lateral branches, that are stuck to the chimney. Try to restore the image. Go to the connection with the earth.

Connection with the earth:

Eventually start working from the sun again and from there you go down. Look from at least a half meter under the person in the ground at the line, the roots. Look at what prevents from connecting / clearing. This can appear as: pulled in little roots, open spaces or holes, another

person in between, like the mother, how does the mother look etc. discuss and correct what you see and remove both images, by burning them into the earth or send them to the sun. Pull it out completely at a cord. Select an essence for the integration of the higher self and the earth. Send it and look what changes. Also remove the changed image.

Connection with left/female and right/male:

Eventually start working from the sun again and from there you go to the left. (as seen from the client). Look at how the inner woman appears and let your attunement be determined by a point of disturbance. Discuss this image, correct what you meet and remember this image. Go to the male side, eventually start working from the sun and go to the right. (as seen from the client). Look at how the image of the inner man appears and discuss and correct it. Go with your attention to the female side and remove the image there, after that the image of the inner man. Select an essence for the integration and send it to the middle, look what changes and discuss. Remove this last image.

Female side:

- "I feel" feelings
- love
- power - gigantic!
- tenderness / gentleness
- warmth / earthly sides
- communication with the inner world
- hear
- soul image
- intuition
- "the knowing" this are experiences that are assimilated already; the part of experience that you have integrated already and that you can't avoid any more.
- mother earth

Male side:

- rational side / the thinking
- sun power / activity
- becoming aware / awakening
- communication with the outside world
- seeing
- emotions
- doing
