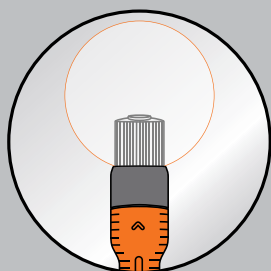
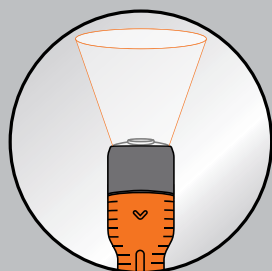


LIFEHAMMER®

Nº1 CAR SAFETY EXPERTS



LENS UP
TORCH MODE



LENS DOWN
FLASHLIGHT MODE



SAFETY TORCH OPTI-ON

The SAFETYTORCHOPTI-ON is the ultimate flashlight for your car. By simply pushing the lens you can easily switch from flashlight to torch mode. Use this safety torch for signalling others or illuminating your own surroundings. Thanks to the back-up battery system this safety torch will function when needed.

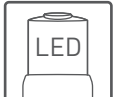


NEW
SAFETY TORCH OPTI-ON

✚ For illuminating and signalling in-/outside the car.

✚ Watch the video-demo on our website.

✚ Innovative flashlight



ULTRA BRIGHT



RESISTANT



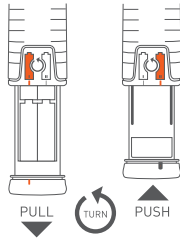
RESISTANT

✚ High-end packaging

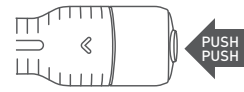
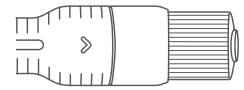


✚ Non slip-grip

✚ BACK-UP BATTERY SYSTEM



✚ TELESCOPIC LENS SYSTEM



✚ Switch from torch to flashlight mode.



✚ 5 light functions



SOFT WHITE



BOOST WHITE



BLINK WHITE



BLINK RED



BOOST RED

✚ Available in the colours orange and graphite.



✚ Easy installation

The EASY FIX SYSTEM and SMART SUCTION STRAP are included.

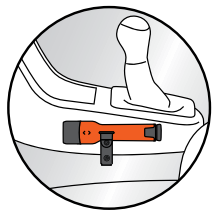
Installation on middle console
EASY FIX SYSTEM



Attachable to car body / -window
SMART SUCTION STRAP

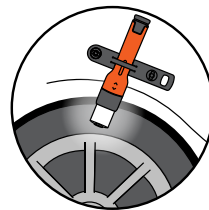


EASY FIX SYSTEM
MIDDLE CONSOLE



With this clamp you can mount the safety torch on the middle console of your car. Rotate the small click-adaptor for optimal positioning. Thanks to the EASY FIX SYSTEM the safety torch will always be within reach.

SMART SUCTION STRAP
CAR BODY/-WINDOW



With this strap it is possible to attach the safety torch on the in- and outside of your car. The smart suction strap is attachable to car body/-window. This way you can use the safety torch to illuminate and/ or signal without even holding it in your hand.

www.lifehammerproducts.com