



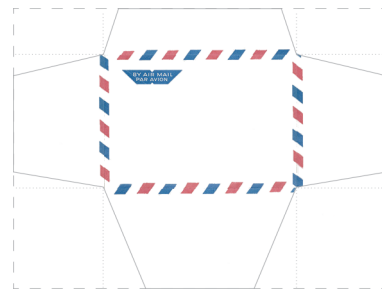
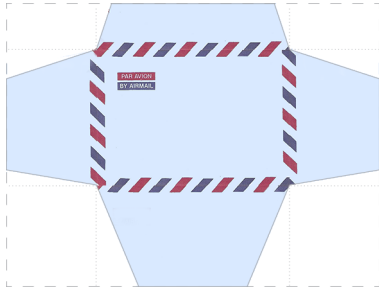


Playscale Par Avion Envelopes



Instructions:

1. Cut out letter paper along solid outlines.
2. Cut along the dashed lines around the envelopes, fold along the dotted fold lines, and cut along the outlines.
3. Glue together the bottom three tabs of the envelopes using glue or double-sided tape.
4. Send them out to your pals!

I'd love to see any projects you make with this printable!

Feel free to share:

📧 BeesKneesIndustries & #BeesKneesIndustries