

FUJITSU

AUSTRALIA'S FAVOURITE AIR®

L I F E S T Y L E  
R A N G E

W A L L M O U N T E D  
R E V E R S E C Y C L E

STYLISH, SLIM AND ELEGANT | ENERGY EFFICIENT  
BACKED BY A 5 YEAR FULL PARTS & LABOUR WARRANTY

# WHY CHOOSE FUJITSU?

## AUSTRALIA'S FAVOURITE AIR®

Fujitsu General is a leading supplier of air conditioning products in Australia. We've focused all of our research and manufacturing capability into producing world-class, market-leading air conditioners for most Australian homes and commercial spaces.

Fujitsu General strives to consistently provide high quality, reliable products accompanied by superior customer service. As 'Australia's Favourite Air®' we're on a mission to not simply be the best air conditioning company in Australia, but the best Australian company to deal with.

## PEACE OF MIND

Fujitsu General believes in the quality and reliability of every air conditioner we sell. That's why we provide a 5 year full parts and labour warranty for all domestic air conditioning systems sold in Australia.



## FUJITSU CHANNEL PARTNER NETWORK

Fujitsu General has a comprehensive network of retailers and dealers across Australia, which means there is always a local stockist to assist our customers in finding the right Fujitsu air conditioning system for their home.

## VOTED BY AUSTRALIANS AS THE 'MOST TRUSTED BRAND - AIR CONDITIONING CATEGORY 3 YEARS RUNNING'

Fujitsu understands that our customers are investing in our brand and trusting that we will provide their family with a comfortable living environment all year round. Fujitsu is honoured to be voted Reader's Digest Most Trusted Brand in the Air Conditioning category 3 years running and awarded Best Rated Split System Air Conditioner by Finder.





# WHY CHOOSE FUJITSU?

## EXCEPTIONAL AFTER SALES SERVICE

At Fujitsu, we pride ourselves on providing exceptional customer service. Fujitsu General Assist is our in-house customer care and technical support department which was implemented to deliver a high level of support and accessibility to our customers.



Fujitsu General Assist deploys Fujitsu trained technicians in Sydney, Melbourne, Brisbane, Adelaide and Perth and provides access to dedicated Service Agents in all other parts of Australia. These technicians are well equipped with the necessary tools and spare parts to enable them to resolve issues onsite, promptly. This offers customers a high first time fix rate and seamless experience.



## STATE OF THE ART RESEARCH AND DEVELOPMENT

Our state of the art research and development centre, located at our headquarters in Japan, is equipped with numerous testing facilities simulating a variety of air conditioning operating conditions.

### SYSTEM PERFORMANCE TESTING INCLUDES:

- Evaluating heating and cooling capacity under varied temperature and humidity conditions
- Testing air volume and air flow distance
- Measuring operating noise
- Evaluating system's durability to withstand outdoor weather extremes

This rigorous testing aims to meet Fujitsu's high standard of product quality and reliability.



# LIFESTYLE RANGE

## REVERSE CYCLE

### SLIM AND MODERN DESIGN



Designed to be less obtrusive and integrate seamlessly with the room's interior, the new ASTG18/22/24KMTC models within the range are slimmer than the previous Fujitsu lifestyle units by 30mm\* in depth.

The matte finish and smooth edges create a modern aesthetic to suit contemporary homes.



### ENERGY EFFICIENT SYSTEMS

Fujitsu's Lifestyle Range is one of the most energy efficient air conditioning systems Fujitsu has designed. An improved star rating for heating mode has been achieved across the ASTG18/22/24KMTC product range, along with an improved star rating in cooling mode on the ASTG18KMTC model. Other energy management features include Human Sensor Control, Economy Mode and Weekly Timers.

	ENERGY RATING	
4.5★	HOT climate	3.0★
4.5★	AVERAGE climate	2.5★
4.5★	COLD climate	2.5★

ASTG18KMTC model

### HUMAN SENSOR CONTROL

An intelligent feature which detects movement of people to deliver optimum efficiency and temperature control. When in operation, human sensor control minimises energy usage by switching the unit into energy saving mode when no motion is detected for 20 minutes. It does this by modifying the set temperature to minimise energy consumption. Normal operation will resume when motion is redetected.

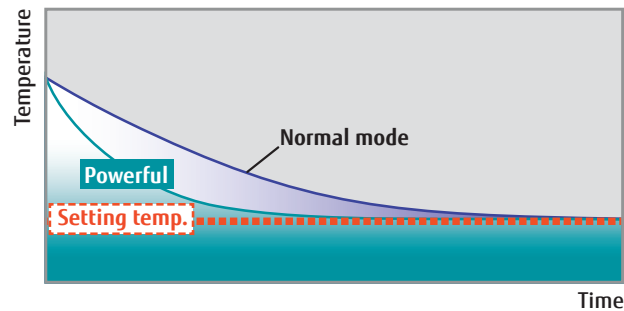


^6m for ASTG09/12KMTC

# MODERN FINISH, ENERGY EFFICIENT FEATURES

## POWERFUL OPERATION

When powerful mode is activated, the air conditioner will operate at maximum airflow and maximum compressor speed for 20 minutes to assist in cooling or heating the room quicker and achieving the optimum comfort levels faster than when running in standard operation.



## COMFORT AND CONVENIENCE

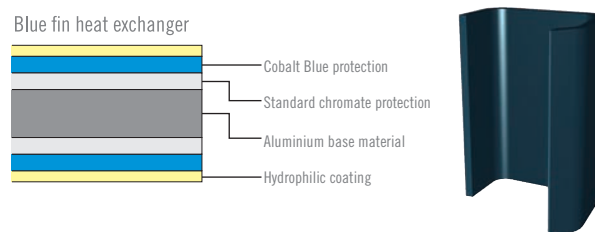
Comfort and convenience features across the lifestyle range allow the air conditioning unit to reach a desired room temperature quickly and efficiently. The units indoor and outdoor fans can run at a lower speed for quieter operation whilst in low noise and super quiet modes.

## AIR QUALITY

Air quality is maintained throughout the home with the apple-catechin\* filter. Fine dust, invisible mould spores and harmful microorganisms are absorbed onto the filter by static electricity and further growth is inhibited and deactivated by the polyphenol ingredient extracted from apples.

## BLUE FIN HEAT EXCHANGER

The corrosion resistance of the outdoor heat exchanger has been improved by the introduction of blue fin treatment.



\*Applicable to ASTG18/22/24KMTC models only. #This filter is replaceable. Refer to operating manual for details.

# LIFESTYLE RANGE

## REVERSE CYCLE

### INDOOR UNITS



ASTG09/12KMTC^



ASTG18/22/24KMTC^



ASTG30/34KMTC^



## OUTDOOR UNITS



AOTG09/12KMTC



AOTG18/22/24KMTC



AOTG30KMTC

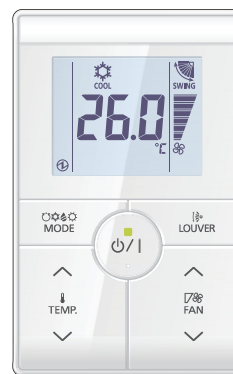


AOTG34KMTC

## AVAILABLE OPTIONAL CONTROLLERS\*



UTY-RNRYZ3  
Wired Touch Controller



UTY-RSRY  
Simple Wired Controller

\*Optional Communication Kit required for connection | ^with standard controller

# FEATURES\*

## COMFORT FUNCTIONS



### 10° C HEAT OPERATION

The room temperature can be set to go no lower than 10°C, ensuring that the room does not get too cold when not occupied.



### UP / DOWN SWING LOUVRE

The up / down louvre automatically swings up and down.



### RIGHT / LEFT SWING LOUVRE

The right / left louvre automatically swings in either direction.



### DOUBLE SWING AUTOMATIC

Complex swing action of the louvres enables them to swing automatically in both horizontal and vertical directions.



### AUTOMATIC LOUVRE

The position of the louvres is set automatically to match the operating mode. It is also possible to adjust the louvres using the remote control.



### AUTO SHUT LOUVRE

The auto shut louvres close or open automatically when the unit stops or starts.



### AUTOMATIC AIR FLOW ADJUSTMENT

When auto mode is selected for the fan, the micro-processor adjusts the airflow to follow changes in room temperature.



### AUTO RESTART

Should there be temporary loss of power, the unit will automatically restart itself in the same operating mode, once the power is restored.



### AUTO-CHANGEOVER

The unit automatically switches between heating and cooling modes based on the temperature setting and room temperature.



### POWERFUL MODE

This mode will operate the air conditioner at maximum capacity for 20 minutes, providing comfort faster than ever before.

## CONVENIENCE FUNCTIONS



### SLEEP TIMER

The micro-processor gradually changes the room temperature, allowing you to sleep comfortably at night.



### PROGRAM TIMER

This timer allows selection of one of four options; ON, OFF, ON → OFF, or OFF → ON.



### FILTER SIGN

Select appropriate intervals for displaying the filter sign on the indoor unit according to the estimated amount of dust in the air of the room.



### ON-OFF TIMER

ON-OFF timer can be set to operate once every 24 hours.



### WEEKLY TIMER

Different ON-OFF times can be set for up to 7 days.



### AUTO-OFF TIMER ^

Automatically stops the units operation when a fixed time has elapsed from the start of operation.



### LOW NOISE MODE

The compressor speed and the outdoor unit fan speed are limited to reduce the operational noise.



### SUPER QUIET MODE

The indoor units fan can operate at a low speed to produce quieter operation.

## PROTECTION FEATURE



### BLUE FIN HEAT EXCHANGER

Blue fin treatment to the outdoor unit's heat exchanger improves corrosion resistance.

\*Note: not all features available on all models, please refer to features checklist on page 12 ^UTY-RNRYZ3 is required

## ENERGY EFFICIENT FUNCTIONS



### HUMAN SENSOR

The sensor detects the movement of people in the room. The unit can be set into either an auto saving or an auto off mode to help save energy.



### DEMAND RESPONSE

This product is designed to be compatible with Air Conditioning Demand Response program. When your electricity supplier activates one of the three modes, the air conditioner switches over to the appropriate operation.



### ECONOMY MODE

The economy operation will save energy in heating, cooling and dry mode. Economy operation is set by pressing the button on the remote control.



### V-PAM

V-PAM inverter technology increases the maximum output of the compressor significantly and enables high power and high efficiency.



### i-PAM

i-PAM inverter technology enables high output and high efficiency performance.

## CLEAN FUNCTIONS



### WASHABLE PANEL

Dust which accumulates on the air conditioner can be easily cleaned with a damp cloth.



### APPLE-CATECHIN FILTER

Fine dust, invisible mould spores and harmful microorganisms are absorbed onto the filter by static electricity and further growth is inhibited and deactivated by the polyphenol ingredient extracted from apples.



### LONG-LIFE ION DEODORISATION FILTER

The filter deodorises by powerfully decomposing absorbed odours using the oxidising and reducing effects of ion generated by the ultra-fine-particle ceramic.



# FEATURES CHECKLIST

REVERSE CYCLE			
FEATURES	ASTG09/12KMTC	ASTG18/22/24KMTC	ASTG30/34KMTC
COMFORT FUNCTIONS			
Up / Down Swing Louvres	✓	✓	✓
Right / Left Swing Louvre		✓	✓
Automatic Louvre	✓	✓	✓
Auto Shut Louvre	✓	✓	✓
Double Auto Swing Louvres		✓	✓
Automatic Air Flow Adjustment	✓	✓	✓
Auto Restart	✓	✓	✓
Auto-Changeover	✓	✓	✓
10°C HEAT Operation	✓	✓	✓
Powerful Mode	✓	✓	✓
CONVENIENCE FUNCTIONS			
Low Noise Mode	✓	✓	✓
Super Quiet Mode	✓	✓	✓
Sleep Timer	✓	✓	✓
Program Timer	✓	✓	✓
Weekly Timer	✓	✓	✓
Auto-Off Timer*	✓	✓	✓
On-Off Timer	✓	✓	✓
Filter Sign	✓	✓	✓
PROTECTION FEATURE			
Blue Fin Heat Exchanger	✓	✓	✓
ENERGY EFFICIENT FUNCTIONS			
i-PAM / V-PAM control models	✓	✓	✓
Demand Response	✓	✓	✓
Human Sensor	✓	✓	✓
Economy Mode	✓	✓	✓
CLEAN FUNCTIONS			
Long-life Ion Deodorisation Filter	✓	✓	✓
Apple-Catechin Filter	✓	✓	✓
Washable Panel	✓	✓	✓

\* Requires a UTY-RNRYZ3 wired controller and a UTY-TWRXZ2 comms kit

## SPECIFICATIONS & FEATURES

Products in this brochure contain R32 refrigerant. Please refer to specifications before installation and servicing this product. Only persons and / or companies qualified and experienced in the installation, service and repair of refrigerant products should be permitted to do so. The purchaser must ensure that the person and / or company who is to install, service or repair this air conditioner has qualifications and experience in refrigerant products. Suitable access for warranty and service is required. Future improvements, specifications, designs of product and availability are subject to change without notice. Please check with your Dealer.

ALL CAPACITY AND ENERGY EFFICIENCY RATINGS ARE BASED ON THE 2019 GEMS <65KW DETERMINATION

COOLING	Indoor temperature	27°C DB / 19°C WB	HEATING	Indoor temperature	20°C DB / 15°C WB
	Outdoor temperature	35°C DB / 24°C WB		Outdoor temperature	7°C DB / 6°C WB

Running current is at rated conditions (AS3823) and does not include compressor start-up or variations in power supply and load conditions.

# PRODUCT SPECIFICATIONS

Model No.	Indoor Unit		ASTG09KMTC	ASTG12KMTC	ASTG18KMTC	ASTG22KMTC	ASTG24KMTC	ASTG30KMTC	ASTG34KMTC	
	Outdoor Unit		AOTG09KMTC	AOTG12KMTC	AOTG18KMTC	AOTG22KMTC	AOTG24KMTC	AOTG30KMTC	AOTG34KMTC	
Operation Type			Reverse Cycle	Reverse Cycle	Reverse Cycle	Reverse Cycle	Reverse Cycle	Reverse Cycle	Reverse Cycle	
Power Source	V / Ph / HZ		240 / 1 / 50	240 / 1 / 50	240 / 1 / 50	240 / 1 / 50	240 / 1 / 50	240 / 1 / 50	240 / 1 / 50	
Capacity	Cooling	kW	2.50 (0.80-3.60)	3.50 (0.80-4.10)	5.00 (1.00-6.50)	6.00 (1.10-7.50)	7.10 (1.10-8.30)	8.50 (2.90-10.50)	9.40 (2.90-11.20)	
	Heating	kW	3.20 (0.90-5.30)	3.70 (0.90-6.10)	6.00 (1.05-8.70)	7.20 (1.10-9.40)	8.00 (1.10-10.10)	9.00 (2.20-11.20)	10.30 (2.70-11.70)	
Input Power	Cooling	kW	0.53 (0.15-1.04)	0.89 (0.15-1.29)	1.16 (0.24-1.68)	1.58 (0.24-2.30)	2.08 (0.24-3.15)	2.46 (0.58-3.85)	2.78 (0.59-4.03)	
	Heating	kW	0.66 (0.25-1.61)	0.79 (0.25-1.89)	1.28 (0.14-2.42)	1.70 (0.14-2.63)	1.91 (0.14-3.00)	2.34 (0.50-4.01)	2.84 (0.60-4.24)	
EER	Cooling	kW / kW	4.71	3.93	4.31	3.80	3.41	3.45	3.38	
COP	Heating	kW / kW	4.84	4.68	4.69	4.24	4.19	3.84	3.63	
Star Rating	Cooling: Hot / Average / Cold		5.5 / 5 / 5.5	4.5 / 4.5 / 5	4.5 / 4.5 / 4.5	4 / 4 / 4	3.5 / 3.5 / 3.5	3 / 2.5 / 2.5	3 / 2.5 / 2.5	
	Heating: Hot / Average / Cold		3.5 / 3 / 3	3.5 / 3 / 2.5	3 / 2.5 / 2.5	3 / 2.5 / 2	3 / 2.5 / 2	2.5 / 2 / 2	2 / 2 / 1.5	
Running Current	Cooling / Heating	amps	3.0 / 3.5	4.2 / 4	5.1 / 5.6	6.8 / 7.4	8.9 / 8.3	10.4 / 10.1	11.7 / 11.9	
Moisture Removal		l / hr	0.3	1.0	1.3	2.3	2.7	2.5	3.5	
Noise Level	Indoor Sound Pressure (High / Quiet)	Cooling	dBA	40 / 19	40 / 19	46 / 29	48 / 29	49 / 29	51 / 33	52 / 34
		Heating	dBA	40 / 21	42 / 21	46 / 29	48 / 29	49 / 29	51 / 33	51 / 33
	Outdoor Sound Pressure (Cooling / Heating)		dBA	46 / 46	49 / 49	47 / 48	49 / 52	54 / 52	50 / 54	50 / 54
	Outdoor Sound Power		dBA	55	59	59	61	66	66	65
Air Circulation (Indoor - High Fan) Cooling / Heating		l / sec	194 / 197	194 / 214	283 / 283	294 / 294	325 / 325	389 / 389	389 / 389	
Net Dimensions (H x W x D)	Indoor Unit	mm	270 x 834 x 222	270 x 834 x 222	280 x 980 x 240	280 x 980 x 240	280 x 980 x 240	340 x 1,150 x 280	340 x 1,150 x 280	
		kgs	10	10	12.5	12.5	12.5	18.5	18.5	
	Outdoor Unit	mm	542 x 799 x 290	542 x 799 x 290	716 x 820 x 315	716 x 820 x 315	716 x 820 x 315	830 x 900 x 330	914 x 970 x 370	
		kgs	32	32	42	42	42	60	74	
Piping Connections (Liquid / Suction)		mm	ø6.35 / ø9.52	ø6.35 / ø9.52	ø6.35 / ø12.70	ø6.35 / ø12.70	ø6.35 / ø12.70	ø9.52 / ø15.88	ø9.52 / ø15.88	
Max. Pipe Length (Precharged Length)		m	20 (15)	20 (15)	30 (15)	30 (15)	30 (15)	75 (20)	75 (30)	
Max. Height Difference		m	15	15	25	25	25	30	30	
Operation Range	Cooling	°CDB	-10 to 46	-10 to 46	-10 to 46	-10 to 46	-10 to 46	-10 to 46	-10 to 46	
	Heating	°CDB	-15 to 24	-15 to 24	-15 to 24	-15 to 24	-15 to 24	-15 to 24	-15 to 24	
Refrigerant			R32	R32	R32	R32	R32	R32	R32	

# FUJITSU - COMMUNITY

## SPORTING CHANCE

Fujitsu General Australia is extremely proud to be a major sponsor of the Sporting Chance Cancer Foundation.

Established in 1996 by a number of high profile Australian sports men and women, including Fujitsu General's longstanding ambassador Mark Taylor, Sporting Chance is a not-for-profit organisation that helps provide home support and care to children with cancer.

To date, Fujitsu General has donated more than \$8.5M to this worthy cause, with a percentage of sales from Fujitsu's air conditioning units going towards the funding of outreach programs and exploring better ways to treat and overcome cancer.

This support has enabled the Sporting Chance Cancer Foundation to fund nurses across Australia allowing children to receive improved cancer care closer to home. This funding also allows for remote treatment and care for families, and considerably reduces the time spent travelling to and from the nearest hospital, which could be thousands of kilometres from home.

Sporting Chance initiatives allow families to spend more quality time at home together, while still having access to the appropriate care for their child.


Fujitsu General is dedicated to the ongoing support of the Sporting Chance Cancer Foundation and its commitment to improving the cancer care available for children, as well as research and new treatment developments.





# FUJITSU

AUSTRALIA'S FAVOURITE AIR®



If you are looking for an air conditioner that you can trust to keep you comfortable all year round, my advice is to look no further than a Fujitsu.

They are efficient, effective, and beautifully designed, I should know, I bought one myself.

So for an air conditioner you can trust, go with the name you know, **Fujitsu, It's Australia's Favourite Air®.**



*Mark Taylor*



FUJITSU GENERAL AUSTRALIA

ABN 55 001 229 554 • A SUBSIDIARY OF FUJITSU GENERAL LIMITED

[fujitsugeneral.com.au](http://fujitsugeneral.com.au)

email: [contact@fujitsugeneral.com.au](mailto:contact@fujitsugeneral.com.au)

Ph: 1300 882 201



Proud supporters of:



For every air conditioner sold, a donation is made to the Sporting Chance Cancer Foundation.

FGALRC07/20