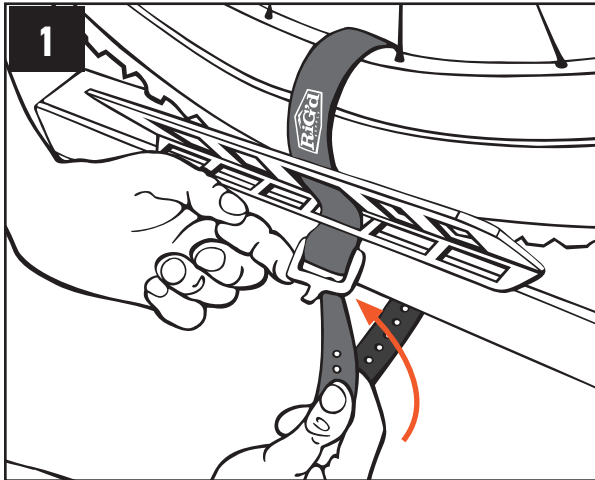


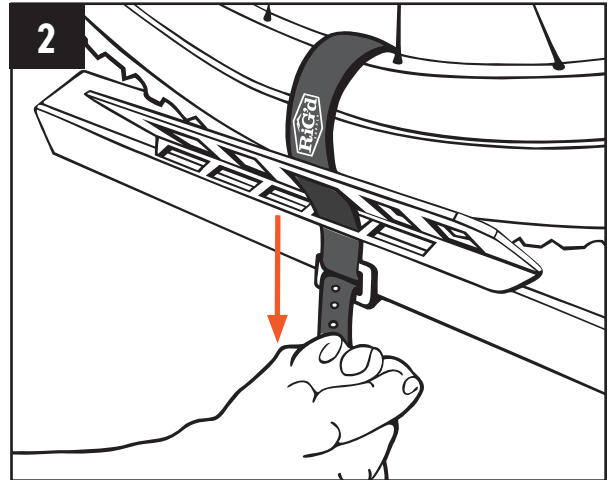


# RAMBLERACK™ WHEEL STRAP

## STANDARD LENGTH STRAP

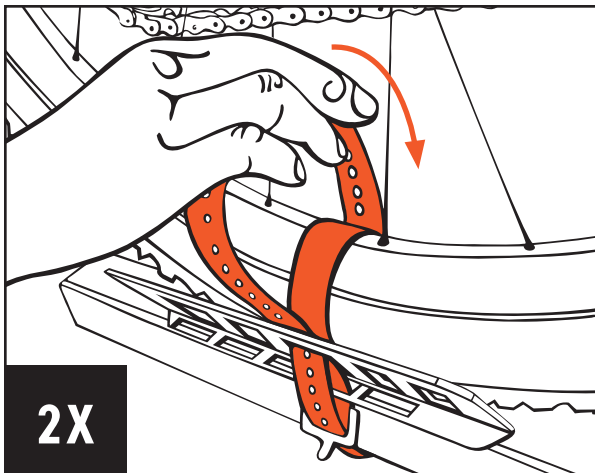


With the buckle's prong facing upward, wrap the strap around the wheel and the rack then feed the end through the buckle.



Bend the strap back onto itself, then pull it tightly until you find the best hole for the prong.

## EXTRA LONG STRAP



Wrap the strap 2X around the wheel and rack for extra security on long trips or driving off-road. Bend the strap back onto itself, then pull it tightly until you find the best hole for the prong.

