

M2 Kit – What's in the Box

The following are included:

- M2 Welcome Package
- M2 Printed Parts Package
- M2 Tools Package
- M2 Miscellaneous Package
- M2 Spool Holder with Screws
- M2 Power Supplies, Power Cords and USB Cable
- M2 Hardware Package (No Picture)
- Spool of PLA
- Sample Prints (Fully Assembled Only)

M2 Printed Parts Package

Fan Bracket



X Trigger




Extruder Motor Mount and Cover



Z End Stop Clamp



X End Stop Wire Shroud



Belt Clamp (2)




Spool Holder

Printed Spool Holder



Z Knob

Z Knob




Bottom
View



Side
View

M2 Tools Package:




- **Applicator Sticks** – used to apply Lithium Grease
- **Metric Allen Drivers** – Fits various screws
- **M3 Driver** – Used on M3 Screws
- **M4 Driver** – Used on M4 Screws
- **Lithium Grease** – Used to lubricate the Z Motor Shaft along with the X and Y Rails
- **Tweezers** – Used to remove excess material from the Extruder (do not use fingers as the Extruder tip is extremely hot) after printing.

M2 Miscellaneous Package



- Cable Ties – Used to secure wiring harness and other attachments to M2 Printer
- Miscellaneous Hardware – Miscellaneous Hardware for M2 Printer
- Hot End Sleeves – Extra Sleeves for Hot End
- Tubing for PLA/ABS – Insert PLA or ABS into this tubing to ensure tangle free loading into Hot End.
- Polyimide Tape – Used when printing with ABS

M2 Power Supplies and USB Cable



- **Power Supply 1** – The larger of the two Power Supplies is used for the bed heater and connects to Heated Bed Power Input. Not necessary if the heated bed is not used.
- **Power Supply 2** – Provides power to the electronics, motor and extruder.



- **USB Cable** – Connects Computer to M2 Printer

Spool of PLA

