


## INSTRUCTIONAL GUIDE

## Contents

- Series / Parallel Bulb Board
- 5 miniature bulbs

Recommended for activities:

- [Genecon Hand Crank Generator \(P6-2631\)](#)
- [3.2 V Replacement Mini Bulbs \(P6-1407\)](#)



## Background

The Series/Parallel Bulb Board is used to quickly arrange and rearrange circuits in series and parallel. Each “arm” of the apparatus creates an electrical connection between neighboring bulbs. To break the connection, partially unscrew the red or black knob and pull the arm so that it swings out.

## Set-Up

The board can be arranged to create any combination of parallel and series circuit combinations containing up to 5 bulbs.

**Designed to be used with a maximum of 6V DC. Do not exceed 6V**




Figure 1: Parallel Circuit. All arms are connected.




Figure 2: Series Circuit. Arms are opened to allow current to pass through each bulb in line.

## Related Products

**Energy Ball (P6-2300)** The flashing Energy Ball (UFO Ball) is a very cool device which consists of a 1.5-inch ball with two small metal electrodes. When the two electrodes are touched simultaneously, the Energy Ball flashes and makes a strange tone.

**AC/DC Precision Variable Power Supply (P4-3300)** A lightweight, energy efficient, fully regulated, continuously variable DC power supply 0-15V up to 8A. It also supplies 6 and 12V AC at up to 1.5A.

**1 Farad Capacitor (P6-8012)** Study and understand stored potential, capacitance, and energy conversion using a 1 Farad Capacitor. The Genecon's output can be stored and then tapped using this unique miniature capacitor.