



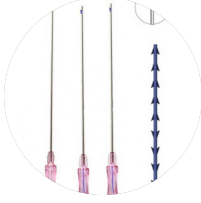


PDO COG Threads



SKIN LAB MEDICAL
— ACADEMY —

Table Of Contents

| | | |
|---|---------------------|----|
|  | Best Practice | 06 |
|  | First Aid | 11 |
|  | Medical Emergencies | 19 |
|  | The Ageing Process | 22 |
|  | PDO Threads | 26 |

| | |
|--------------------------------|----|
| Principles of Implantation | 34 |
| Treatment Areas | 37 |
| Contraindications | 42 |
| Cog Techniques | 45 |
| Post Treatment Recommendations | 48 |

Your Name

Welcome!

Welcome to the Skin Lab Medical Academy and this course on PDO COG Thread Lift. The course is designed for those who already possess advanced facial specialist skills and who want to add to their portfolio and list a further treatment available to your existing and potential new clients. If you have not yet completed a Level 3 Beauty Course then please consider this as it will provide the foundation for any future facial treatments that you may wish to offer.

The course will provide all the necessary elements required for being able to offer this treatment and will ensure that you are professionally trained and qualified for the procedure.



Best Practice

Health & Safety

Before you begin work as a beauty, holistic therapist or nail technician you will need to be aware of the legislation that you must comply with for the health and safety of yourself and your clients. You will need to understand what is expected of you as a professional. This includes how to conduct yourself in front of clients and interact with fellow professionals.

Health and Safety at work Act 1974

The Health and Safety at Work Act requires all employers to provide systems of work that are as far as reasonably practical, safe and without risks to any one's health. As an employee, you have the responsibility to take care of yourselves and others that may be affected by their work. As an employee, you see something which could be potentially harming, such as a hole in which a person could trip over, it is your immediate responsibility to report this to the management and to take some remedial action such as placing a sign or covering the hole, until a repair can be made. The act also requires employers to take regular risk assessments to identify potential problems, preventing accidents or injury from occurring. Health and safety rules and regulations are enforced by Environmental health officers who visit the workplace. Anyone who employs more than 5 people must have written health and safety policies. This should identify how health and safety is managed, including individual roles staff may have, such as first aid or fire safety.

Risk Assessments

Risk Assessments should be carried out to identify what may cause harm in your workplace, who is at risk and how accidents could happen, as well as actions you need to take to prevent them. You should record all the information provided and all staff should then act upon it. You can find templates for risk assessments on the website for Health & Safety Executive at www.hse.gov.uk

Management of Health and Safety at Work regulations (1999)

It is the responsibility of the employer to make formal arrangements for maintaining and improving safe working conditions and practices. This includes any training and risk assessments.



Health and Safety (Display Screen Equipment) Regulations (1992)

This covers the use of display screen equipment and computer screens. This specifies the acceptable levels of radiation emissions from the screen, as well as identifying the correct posture and number of rest periods.

Provision and use of Work Equipment Regulations (1998)

This states any duties for any users of equipment. It identifies the requirements in selecting and maintaining suitable equipment, as well as the training and safe use of it.

The Regulatory Reform (Fire Safety) Order (2005)

All premises must have adequate means of dealing with a fire and all members of staff should know where these are. This can include fire extinguishers and blankets; however, you should only operate a fire extinguisher if you have received the correct training. All equipment should be checked and maintained regularly. Fire drill notices should be clearly displayed and should inform people of what to do in case of a fire. All staff should be trained in location of alarms, exits and meeting points.



SKIN LAB MEDICAL
—ACADEMY—

Reliable • Effective • Unique

For any products you may require please visit our
wholesale website at: www.skinlabmedical.com
and receive 20% off your first purchase with the code:
MY_COURSE



Follow Us:

[@skinlabmedicalacademy](https://www.instagram.com/skinlabmedicalacademy)



Subscribe

skinlabmedicalacademy.com