







# CONVERTIBLE CAR SEAT COMPARISON CHART

	 <b>ALLEGIANCE</b>	 <b>EMBLEM</b>	 <b>MARATHON CLICKTIGHT</b>	 <b>BOULEVARD CLICKTIGHT</b>	 <b>ADVOCATE CLICKTIGHT</b>
Rear-Facing Installation Methods	2 with infant positioning pillow	2 with infant positioning pillow	2 with comfort pillow	2 with comfort pillow	2 with comfort pillow
Forward-Facing Installation	●	●	●	●	●
Weight Capacity	Birth - 65 lbs	Birth - 65 lbs	Birth - 65 lbs	Birth - 65 lbs	Birth - 65 lbs
Layers of Side Impact Protection	1	2	1	2	3
Quick-Adjust Headrest	10	10	14	14	14
Recline Positions	3	3	7	7	7
Impact Stabilizing Steel Frame	●	●	●	●	●
Energy-Absorbing Base	●	●	●	●	●
Patented Energy-Absorbing 2-PT Tether	●	●	●	●	●
Lower LATCH Connectors	●	●	●	●	●
			●	●	●
Anti-Rebound Bar			Optional	Optional	Optional

