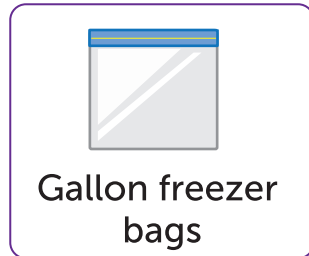
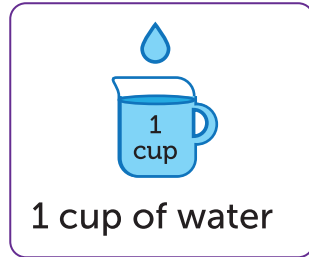



♥ DIY Puffy Sidewalk Paint ♥

What you'll need:



Steps:

- 1 Inside a gallon-sized freezer bag, mix flour and water. Shake bag to mix well to make sure there are no clumps.
- 2 Pick out the color paint you want and add 10 drops of the chosen food coloring.
- 3 Add shaving cream and close bag.
- 4 Mix well by shaking the bag and using your hands on the outside.
- 5 Cut a bottom corner of a bag and squeeze mixture into the plastic squirt bottle.
- 6 Repeat in new freezer bag and squirt bottle for each color needed.

*Note: This will not stain the sidewalk or driveway.