


**K A S S L EDITIONS**



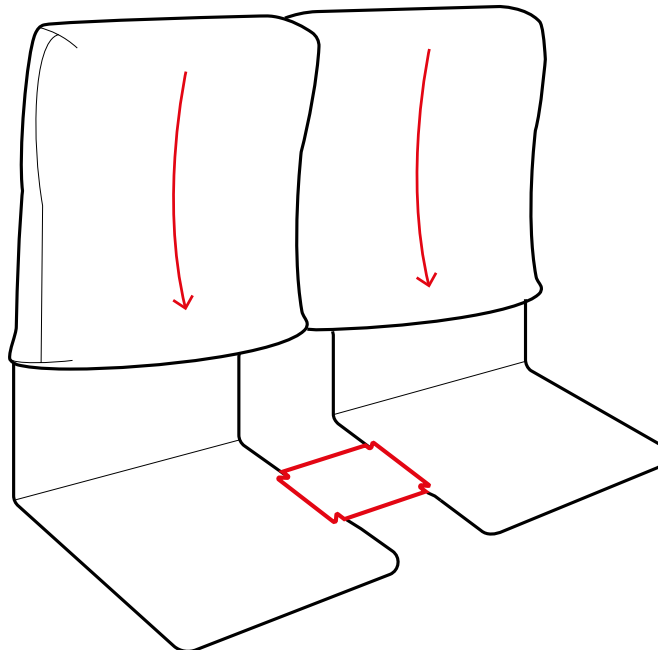
**Muller Van Severen**

1



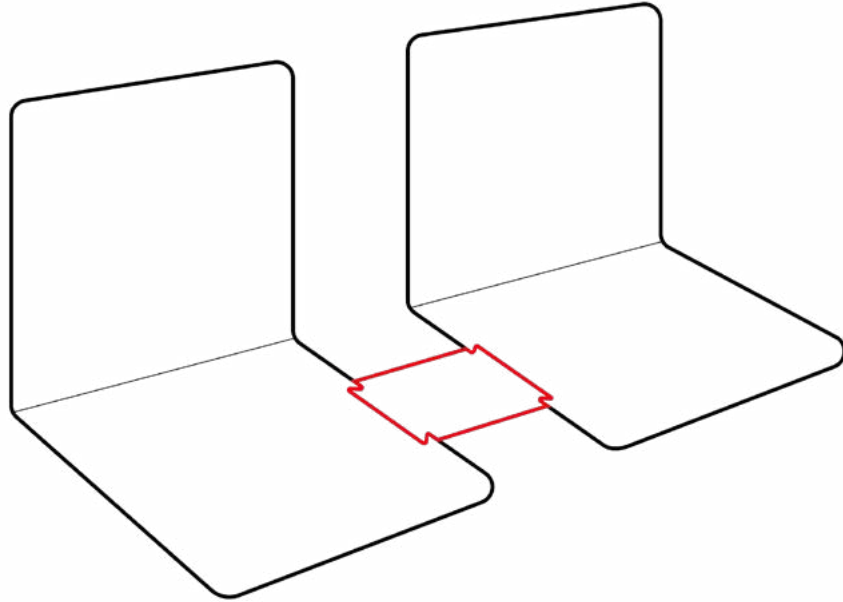
Each seat of the 1-, 2- or 3-seater will be boxed individually. The 1-seater will come in its original state and is ready for use once unboxed. When ordering a 2- or 3-seater, the individual seaters will have to be attached together in order to create the full sofa.

2



Inside the box you will find wooden puzzle blocks to attach the seats together. The number of blocks depends on the size of the seater.

3



Attach the wooden puzzle between the wooden frames of each sofa.

4



Once attached using the wooden puzzle block(s), your 2- or 3- seater is ready for use.

**With a little care you can prolong the life of your KASSL Pillow Sofa. Follow our instructions to make sure that it stays in the best shape for as long as possible. The information below is only intended as a care guideline.**

**Your sofa is crafted from Italian oil-coated cotton fabric. This fabric can be cleaned by hand, with a clean damp towel. Carefully remove excess water immediately with a clean, dry cloth and leave to air dry. Don't use any chemicals and/or alcohol while cleaning your sofa, as they may damage the surface. Always remove stains quickly before they can do any permanent damage to the Pillow Sofa.**

- 1 Keep in mind that the back rest consists of a front and back.**
- 2 This is notable as the back cushion is thinner compared to the front.**
- 3 Ensure the zipper of the seat faces toward the back of the seater so it is not visible.**
- 4 We advise against disassembling the sofa sides and back rest.**
- 5 If you have to, please be careful with the construction of the seating pillows and the strap(s).**
- 6 Avoid placing the furniture in direct sunlight or near a strong heat source to reduce changes in color or texture.**
- 7 When you move your furniture, make sure you lift it rather than pulling or pushing it to avoid damaging the floor and cushions.**
- 8 Avoid improper use such as sitting on the back or armrests, tilting the seats on their back legs, putting your feet on the Pillow Sofa, standing on it or jumping on it.**
- 9 Be careful not to scratch or damage the surface with sharp objects.**
- 10 Smooth out creases and wrinkles with your hand after use to even out the fabric.**

