






## Sample information

Customer: CBD Relieve  
 Sample type: CBD Oil 15ml 500mg  
 Sample batch number: JU026  
 PV sample ID: AR00035-5  
 Sample received date: 1st Sept 2018

## Method Information

Instrument ID: PVQOOI  
 Method ID: PVOOI  
 Column ID: PVC002  
 Data sequence file:  
 ANALYSIS 2018-09-11 16-02-34

### CANNABINOID PROFILE

Analyte	%w/w	
CBDV	0.28	
CBDVA	< 0.03	
CBG	0.03	
CBD	3.45	
THCV	0.07	
CBDA	0.25	
CBGA	< 0.03	
CBN	< 0.03	
$\Delta$ 9-THC	< 0.03	
$\Delta$ 8-THC	< 0.03	
THCVA	< 0.03	
CBC	< 0.03	
THCA	< 0.03	
CBCA	< 0.03	

CBC = Cannabichromene

CBD = Cannabidiol

CBDA = Cannabidiolic acid

CBDV= Cannabidivarin

CBDVA = Cannabidivarinic acid

CBG = Cannabigerol

CBGA = Cannabigerolic acid

CBN = Cannabinol

CBCA = Cannabachromenic acid

$\Delta$ 9-THC =  $\Delta$ 9-tetrahydrocannabinol

$\Delta$ 9-THCA =  $\Delta$ 9-tetrahydrocannabinolic acid

THCV = Tetrahydrocannabivarin

THCVA = Tetrahydrocannabivarinic acid

$\Delta$ 8-THC =  $\Delta$ 8-tetrahydrocannabinol

Checked and authorised:...Mr David Wood

Date: - 14/09/2018

