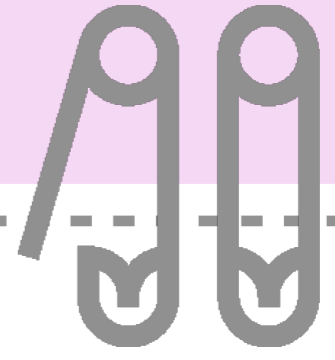




# Knitting Abbreviations





& beginner  
intermediate



## Abb Meaning Abb Meaning Abb Meaning

alt	alternative	kwise	knitwise	rnd(s)	Round(s)
approx	approximately	LH	Left Hand	RS	Right Side
beg	begin/beginning	lp	loop(s)	s2kpo	slip 2 stitches (one at a time, knitwise), knit one, pass 2 slipped stitches over (to decrease 2)
BO	bind off	m	(stitch)marker	sk2po	slip one, knit 2 together, pass slipped stitch over (to decrease 2)
CC	contrasting color	m1	Make 1 (stitch)	skpo	Slip one, Knit one, pass the slipped stitch over (to decrease 1)
cn	cable needle	p	purl	sl	slip
CO	Cast On	p2tog	Purl 2 stitches Together	sl1p	slip 1 stitch purlwise
cont	continue	p3tog	Purl 3 stitches Together	sl1yo	Slip 1 Yarn Over
dec	decrease	pm	Place Marker	sm	slip marker
dpn	double-pointed needle(s)	pssso	Pass Slipped Stitch Over	sp2po	slip one stitch purlwise, purl 2 together, pass slipped stitch over (to decrease 2)
foll	follows/following	PU	Pick Up	ssk	Slip Slip Knit
g st	garter stitch (when every row is knit)	PUK	Pick Up and Knit	tog	together
inc	increase	pyo	Pass Yarn Over	WS	Wrong Side (the back of the work usually)
k	knit	rem	Remain (ing)	wyib	With Yarn In Back
k2tog	Knit 2 stitches Together	rep	repeat	wyif	With Yarn In Front
k3tog	Knit 3 stitches Together	RH	Right Hand	yo	yarn over
kfb	knit into the front and back of the next stitch (to increase 1)				



Knitting patterns are written using abbreviations in order to condense a lot of information into a small space.

If you know what the abbreviations mean, you can understand any pattern.

