



Swaybar Relocation Bracket
Part Number: SE59-525K


Fits:

- Toyota 4Runner 2010+ (non KDSS)
- Toyota FJ Cruiser 2010+
- Lexus GX460 2010+ (non KDSS)



This Product will take approximately 0.5-1 hour to install

Dobinsons Products should be installed by a qualified installer and it is the installers responsibility to ensure correct fitment. Dobinsons is not responsible for any damage incurred to the vehicle during installation.





Parts List


13mm Square Spacer	QTY: 4
13mm Round Spacer	QTY: 2
Sway Bar Spacer	QTY: 2
M10x1.25 20mm Hex Head	QTY: 4
M10x1.25 20mm Socket Head	QTY: 4
M10x1.25 40mm Hex Head	QTY: 6
M10 Flat Washer	QTY: 10

Tools Required


Ratchet Wrench with Extensions
10mm, 12mm 14mm and 16mm Sockets
8mm Allen Wrench / Socket
Clip Removal tool




(P1.1)



(P1.2)




(P1.3)



(P1.4)



(P1.5)



(P1.6)



(P1.7)



1. Remove the plastic skid plate (five bolts with a 10mm socket and the pop clip), set aside as these will be reused. **(P1.1)**

2. Remove the skid plate (four bolts using a 12 mm socket with an extension), Set aside as these will be reused. **(P1.1)**

3. Remove the Radiator support brackets (3 bolts on each using 14mm socket). **(P1.2)**

4. Using two square spacers at each end and one round spacer in the center hole, install the radiator support brackets as pictured. **Torque to 30ft/lb.**
(P1.3)(P1.4)

5. Remove the sway bar brackets by removing the two bolts using a 14mm socket. **(P1.5)**

6. Install the sway bar spacers using the provided M10x1.25 20mm Socket head bolts, tighten using an 8mm allen wrench / socket. **Torque to 30ft/lb**
TIP: Be sure to install with the threaded holes toward the front of the vehicle. **(P1.6)**

7. Install the OEM Sway Bar Brackets to the spacers.
TIP: Fasten the front bolt first, slide on the bracket then fasten the rear bolt. **(P1.7)**
Torque to 30ft/lb

8. Install the skid plates by reversing steps one and two. **DO NOT TIGHTEN WITH IMPACT WRENCH.**