

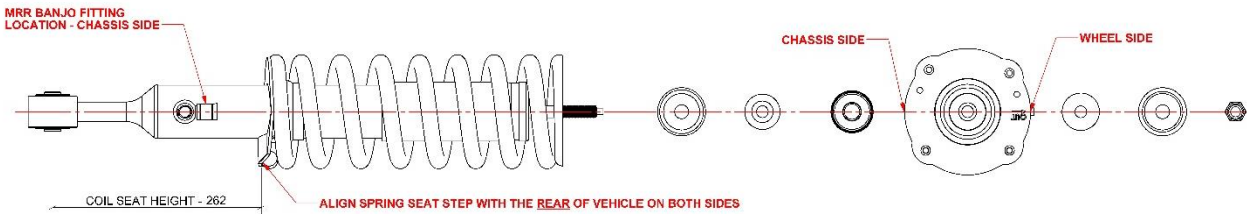
# IMS59-60710 FITTING INSTRUCTION



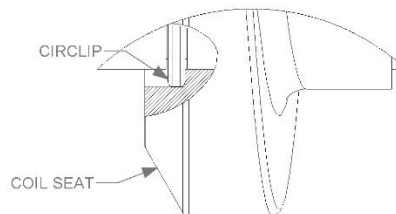
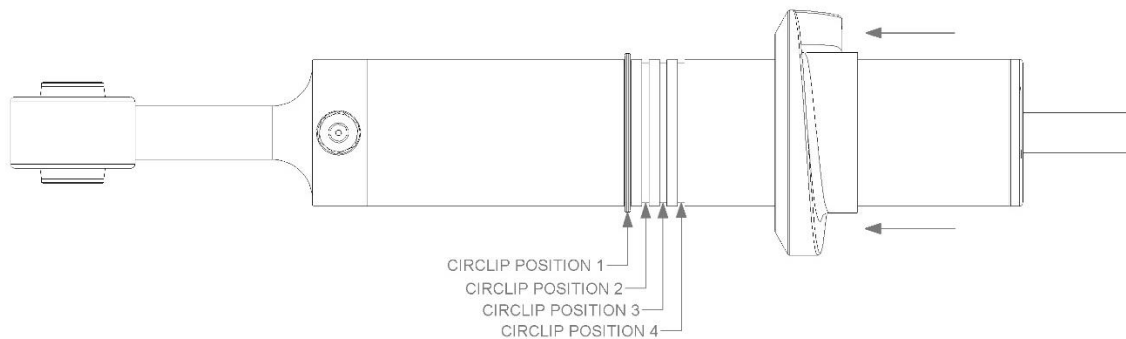
## Toyota Tundra 07 on

Dobinsons shock absorber IMS59-60710 is supplied with multiple spring seat height grooves.

1. Set your spring seat height.
  - A). The second groove from the bottom puts the spring seat at the standard spring seat height position. This is used for standard height coils and for Dobinsons coils to achieve the lift heights listed in the 4x4 suspension catalogue.
  - B). The lowest groove should only be used for lowering or if the vehicle is sitting to high. This will lower the vehicle around ½" an inch
  - C). The 3<sup>rd</sup> groove from the bottom can be used to increase the ride height. This will raise the vehicle around ½" an inch from the second groove
  - D). The 4<sup>th</sup> groove from the bottom can be used to increase the ride height. This will raise the vehicle around 1" an inch from the second groove
2. Align the spring seat so the step in the spring seat is in the same position as the standard shock absorber.
3. Assemble the shock absorber components in the same order as original.



TOYOTA TUNDRA / SEQUOIA 2007-ON  
**RIGHT HAND STRUT SHOWN**



DETAIL A