

CASA
3 DRAWER CHEST
MODEL # 095599

IMPORTANT: RETAIN FOR FUTURE REFERENCE, READ CAREFULLY

SAFETY PRECAUTIONS

Read all instructions before use of the 3 drawer chest. Keep instructions for future use.

⚠ WARNING ⚠

BEFORE USE OF THE 3 DRAWER CHEST, READ AND UNDERSTAND THE INSTRUCTIONS.

ALWAYS USE ANTI-TIP STRAP THAT IS SUPPLIED WITH THIS PRODUCT TO PREVENT INJURY TO YOUR CHILD.

THIS FURNITURE ITEM CAN TIP WHEN THE ANTI-TIP STRAP IS NOT USED, ESPECIALLY WHEN PLACED ON CARPET, UNEVEN OR SLOPING FLOORING, OR WHEN SUBJECT TO EXTREME USE.

REMEMBER TO INSPECT YOUR CHEST OF DRAWERS REGULARLY FOR WEAR OR ACCIDENTAL DAMAGE, AND FOR THE SECURITY OF COMPONENTS.

KEEP INSTRUCTIONS IN A SAFE PLACE FOR FUTURE REFERENCE.


Check what you have received...

You have received 1 box. Please check the contents of the box against the list below. If anything is missing, please contact Customer Service. In Australia, contact CNP Brands on 1300 667 137, in New Zealand contact Wainhouse Distribution on 0800 567 5000.

Supplied loose in box:



Casa 3 Drawer Chest
095599
(Pre-assembled)



Anti-Tip Wall Strap Kit

- Wall Strap x 2
- 32 mm Wall Mounting Plugs x 8
- 25 mm Screw x 8
- 19 mm Screw x 6

RECOMMENDED CASA CONFIGURATIONS



Casa 3 Drawer Chest
095599

+



Casa Change Top
095596

+



Universal Change Pad
#115140BC-003

=



Casa 3 Drawer Chest
095599


+



Casa Modular Bookcase
095598

=





CASA
3 DRAWER CHEST
MODEL # 095599

IMPORTANT: RETAIN FOR FUTURE REFERENCE, READ CAREFULLY


IMPORTANT CONFIGURATION NOTE:

Before using the Casa 3 Drawer Chest with Casa Change Top, make sure to always attach it to the coordinating product using the attachments provided in the box. Always align the back of both items, with the screws facing the wall and attach anti-tip furniture strap for added safety. When using with the Casa Modular Bookcase, make sure to remove the leg bracket from the bookcase before placing it on top of the 3 Drawer Chest. Always align the back of both items when in configuration and always attach anti-tip furniture strap for added safety.

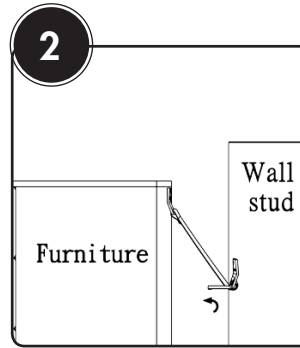
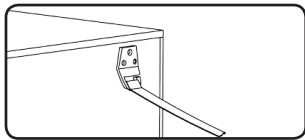
To Open Drawer - Push in the middle of the drawer to release. **To Close Drawer** - Push drawer in to close; self locking mechanism.

ANTI-TIP FURNITURE STRAP INSTALLATION

A minimum of two straps are used for each furniture piece using two screws per bracket. Brackets must be fixed to wall studs.



- 1a. Locate and mark wall studs behind furniture and corresponding position on the furniture surface.
- 1b. Position wall brackets (screw holes facing down) on the wall stud about 150 mm below furniture top then mark and drill pilot holes into wall surface.
- 1c. Screw wall brackets into wall studs using 32 mm wall mounting plugs and 25 mm screws.



- 2a. 3 pilot holes on each end of the product are already pre-drilled.
- 2b. Screw brackets into solid timber area of furniture using minimum of two 19 mm screws.
- 2c. Slide furniture back into position and pull the wall bracket straps until tight.

ADDITIONAL FURNITURE RANGE



Casa Hook Wall Storage
095601



Casa Change Top
095596



Casa Toy Box with Seat
095597



Casa Dresser
095595



Casa 3 Drawer Chest
095599



Casa Modular Bookcase
095598



Casa Slim Bookcase
095600

For more information regarding our full range of coordinating Casa Cots and Change Tables, please visit the CNP Brands website at www.cnpbrands.com.au and click the bebe care brand link, or contact our Sales Department on **1300 667 137** to make your enquiry.

HOW TO CARE FOR YOUR BEBE CARE FURNITURE

Maintenance

Always check parts regularly for tightness of screws, nuts and other fasteners – tighten or replace if required. To maintain the safety of your 3 Drawer Chest, seek prompt repairs for bent, torn, worn or broken parts. Use only those parts and accessories approved by CNP Brands.

Distributed in Australia by CNP Brands
20 Calarco Drive,
Derrimut, VIC, 3030
Customer Service 1300 667 137

W: www.cnpbrands.com.au
E: info@cnpbrands.com.au
F: www.facebook.com/CNPBrands
I: @cnp_baby

Distributed in New Zealand by Wainhouse Distribution
2-6 Argyle St, Morningside,
PO Box 41-014,
St Lukes, Auckland, New Zealand
Customer Service: 0800 567 5000

E: helpline@wainhousedist.co.nz

