

contigo®



AUTOSEAL® Travel Mug Care and Use Instructions



⚠ WARNING

Hot contents can create internal pressure resulting in discharge of hot vapor. Always press button with mug in upright position away from face to properly release pressure before drinking.

⚠ CAUTION

- Careful. The beverage you are about to enjoy may be very hot. For best results always use caution.
- Keep out of reach of children when filled with hot liquids.
- To properly use your AUTOSEAL® mug:



Always press button with mug in upright position away from face to release pressure before drinking



With button pressed, tilt mug to drink

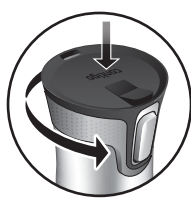


Release button to seal

- Prior to drinking, make sure the lid is properly threaded to the body and screwed down completely.
- If filling with boiling liquid, allow liquid to cool down WITH THE LID OFF for at least 3 minutes before attaching the lid.
- Avoid accidental depressing of the AUTOSEAL® button by keeping the button free and clear of other objects.
- DO NOT overfill. Fill liquids to just below the threading in the body as shown.
- DO NOT microwave or freeze.
- DO NOT use cleaners containing bleach, chlorine, abrasives, and/or other harsh chemicals.
- DO NOT use with pulpy beverages.
- DO NOT continue to use product if damaged.
- DO NOT carry bottles containing liquid in bags to help prevent accidental opening.

USAGE RECOMMENDATIONS

- The AUTOSEAL® lid is designed to help prevent spills from accidental tipping.
- Suitable for hot or cold beverages.
- The AUTOSEAL® lid that came with your new purchase is designed to fit only your new mug. Not for use with other products.
- To attach the lid, apply slight downward pressure and rotate counter-clockwise until you hear a click and lid falls into place. Then rotate lid clockwise to tighten completely.



- Use this mug's lock feature to avoid unintended depressing of the AUTOSEAL® button.

CLEANING INSTRUCTIONS

- Wash thoroughly before first use.
- Flip open the cover inside of the lid before rinsing or washing.

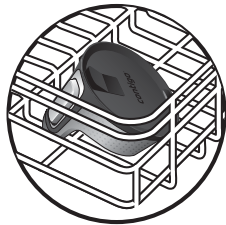


Closed




Opened

- **RINSE LID IMMEDIATELY AFTER EACH USE** with warm water, pressing the AUTOSEAL® button so water flows through the Drink Spout and Vent Hole.
- Lid and any UNPAINTED stainless steel body are top-rack dishwasher safe. **HAND-WASH ONLY** any PAINTED stainless steel body.



- To wash by hand, soak the lid for 10 minutes in hot, soapy tap water. Hand-wash the body with warm water and a mild detergent. Rinse both the lid and body thoroughly before use.



10 min.



- After cleaning, return lid interior to its closed position before use.
- **ALWAYS STORE MUG WITH LID REMOVED** to allow parts to dry completely.



ADDITIONAL CLEANING TIPS

For additional product cleaning tips, please visit www.GoContigo.com/cleaning.



For complete warranty information, see GoContigo.com

www.GoContigo.com

©2015 Ignite USA, LLC. All Rights Reserved.

Should you have any questions about your purchase, please contact us at 1-888-262-0622 or GoContigo.com.