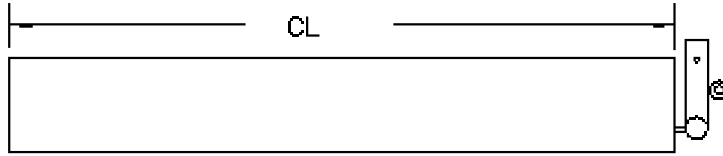
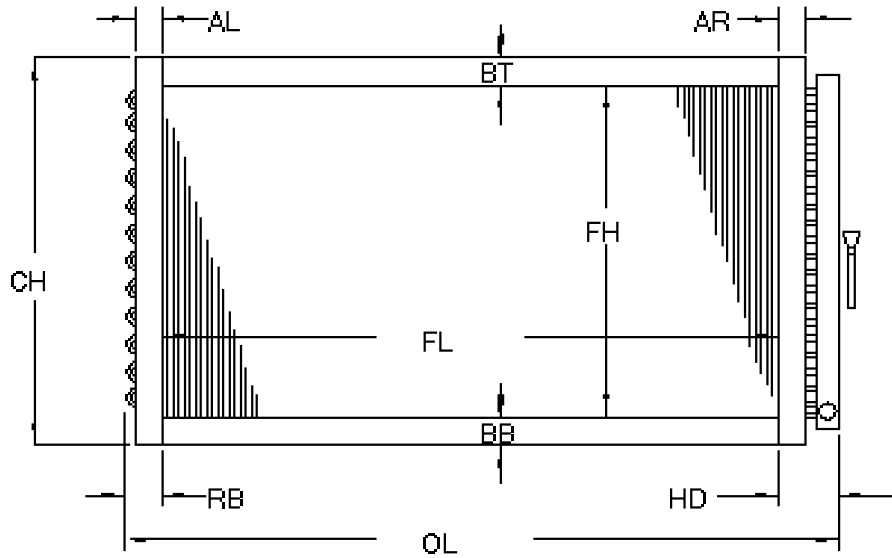


Suction Facing Downstream



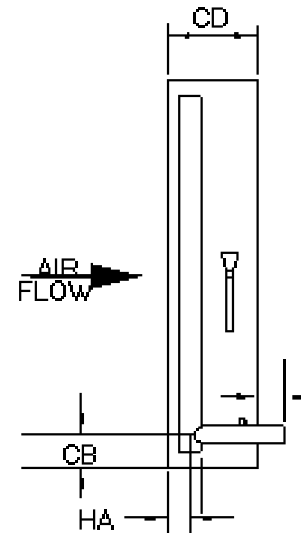
AIR FLOW



REPLACEMENT COIL DATA SHEET Evaporator Coil DX Drawing

NAME _____ PROJECT _____

PR NO. _____ MODEL _____



ROWS	FPI	FH	FL	A	B	CH	OL	CD	S	HA	HB	CT	CB	HD	QTY.	NOTES:
FIN MATERIAL		TUBE MATERIAL			CASING MATERIALS			CONNECTIONS								
<input type="checkbox"/> FLAT	<input type="checkbox"/> CORR	<input type="checkbox"/> 3/8	<input type="checkbox"/> 1/2	<input type="checkbox"/> 5/8	<input type="checkbox"/> 18 GA.	<input type="checkbox"/> 16 GA.	<input type="checkbox"/> COPPER	<input type="checkbox"/> STEEL								
<input type="checkbox"/> ALUM	<input type="checkbox"/> .006	<input type="checkbox"/> .014	<input type="checkbox"/> .017	<input type="checkbox"/> .020	<input type="checkbox"/> GALV.	<input type="checkbox"/> S.S	SUPPLY _____									
<input type="checkbox"/> ALACR	<input type="checkbox"/> .008	<input type="checkbox"/> .016	<input type="checkbox"/> .025	<input type="checkbox"/> .025	<input type="checkbox"/> ALUM.	<input type="checkbox"/> CU	RETURN _____									
<input type="checkbox"/> CU	<input type="checkbox"/> .010	<input type="checkbox"/> .020	<input type="checkbox"/> .032	<input type="checkbox"/> .035	FLANGE TYPE		HDR DIA. _____						ITEM NO. _____			
<input type="checkbox"/> CU ACR	<input type="checkbox"/>		<input type="checkbox"/> .049	<input type="checkbox"/>	<input type="checkbox"/> STACKING	<input type="checkbox"/> STANDARD	<input type="checkbox"/> MPT. <input type="checkbox"/> FPT. <input type="checkbox"/> ODS.						COIL CIRCUITING _____			