


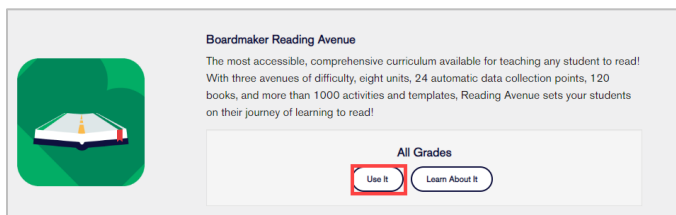
## Getting Started with Reading Avenue

### To Access Reading Avenue

Log into Boardmaker Online and select the **Curriculum** tab.



Under Reading Avenue, select **Use It**.

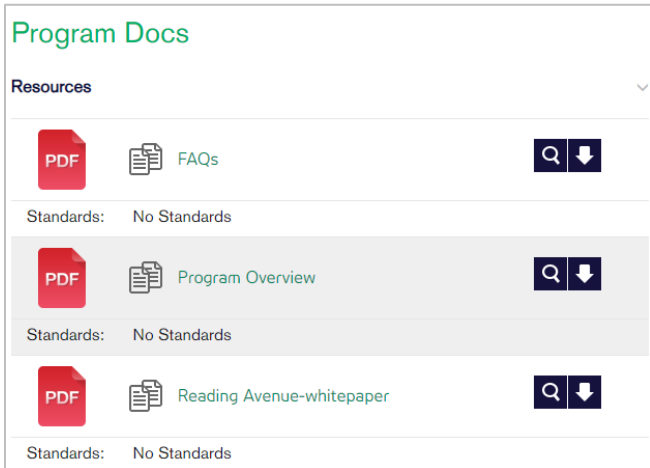


Select **US**.



# Planning Instruction in Reading Avenue

Locate the Program Docs folder and browse the content.



**FAQs**- explore frequently asked questions

**Program Overview**- Learn how to get started, what the program covers, how to collect data, and ideas for implementation.

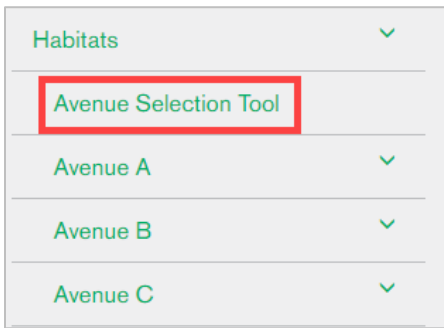
**Reading Avenue Whitepaper**- review the research and best practices that guided the development of Reading Avenue

Select a **Unit**.



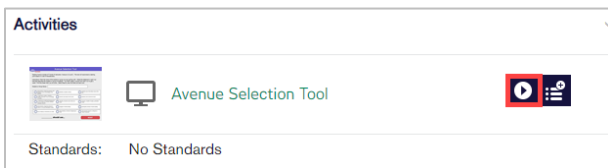
**NOTE-** Select a unit that interests your students, or a unit covered in your state's curricula.

Select the **Avenue Selection Tool**. This tool is designed to guide you towards the best starting place for your students.

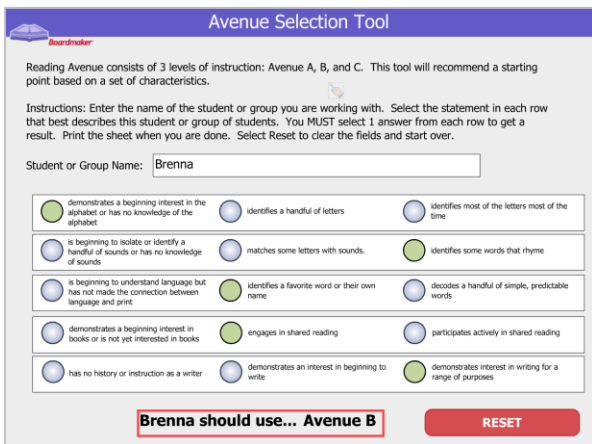


**NOTE:** The Avenue Selection Tool is the same in all units.

**Select Play.**



Select the description that most accurately describes your student or group of students. The recommended avenue will display at the bottom.



To print this activity for your records, select the two arrows in the top left corner. Then select the print icon.

You may choose to start all students on Avenue A. This can promote independent practice, success in learning, and supply additional hours in literacy instruction.

**Select an Avenue.** Each Avenue in each unit contains:

Habitats	▼
Avenue Selection Tool	
Avenue A	▼
Avenue B	▼
Resources	
Quiz	
Book 1-Frog Is Home!	
Book 2-Just Like Yours	
Book 3-Prairie Sky	
Book 4-What is a Habitat	
Book 5-Welcome Home	
Interactive Books	
Printable Books	

**Resources-** lesson plans, parent letter, and visual schedules for each day of instruction

**Quiz-** Identify letter sounds and rimes  
NOTE: These can be used at any time in the lesson cycle to collect data. The quizzes are different for each unit.

**5 Books-** each book has three days of guided reading, word work and writing activities. An activity set is also provided for independent practice.

**Interactive Books-** allows you to assign all the books in a unit to a student for independent reading

**Printable Books-** print books to add to classroom or home libraries

**Select Resources.**

Habitats	▼
Avenue Selection Tool	
Avenue A	▼
Avenue B	▼
Books-Avenue B-PRINTABLE	
Resources	
Quiz	

**Select the Quick Lesson Guide.** This is your lesson plan for the unit. It lists the target letters and rime endings for the unit and gives lesson plans for each day's activities. Print these out and you are ready to deliver instruction for the entire unit.

Resources

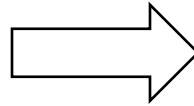
Resources

PDF Parent Letter

Standards: No Standards

PDF Quick Lesson Guide

Standards: No Standards



Avenue B - Habitats

Targets: j, k, h, ve | [alt, vln, vob, 02]

Day	Activity A	Activity B	Activity C
1	<p><b>Guided Reading 1</b></p> <p><b>Anchor:</b> Think about a word like the one below. Look through the picture. How many times do you see the letter j?</p> <p><b>Head:</b> Read the story. How many times do you see the letter j?</p> <p><b>Apply:</b> Write the name of the frog in the space below.</p>	<p><b>Count Boxes 1</b></p> <p>Search a letter in each spelling pattern to make a word. Then, sort the words into groups.</p>	<p><b>Write About a Picture 1</b></p> <p>Draw a picture and write the words you see about it.</p>
2	<p><b>Guided Reading 2</b></p> <p><b>Anchor:</b> Can you match the words with the descriptions? Read the words in the box. How many times do you see the letter k?</p> <p><b>Head:</b> Read the story. How many times do you see the letter k?</p> <p><b>Apply:</b> Write the name of the frog in the space below.</p>	<p><b>Phonics - 'k'</b></p> <p>Search the name for things that end in the 'k' spelling pattern.</p>	<p><b>Word Search 'k'</b></p> <p>Find the words that end in the 'k' spelling pattern.</p>
3	<p><b>Guided Reading</b></p> <p><b>Anchor:</b> Think about the words in the box. How many times do you see the letter h?</p> <p><b>Head:</b> Read the story. How many times do you see the letter h?</p> <p><b>Apply:</b> Write the name of the frog in the space below.</p>	<p><b>Stamp and Write</b></p> <p>Use the stamps to make a picture. Then, write and read the words you see about the picture.</p>	<p><b>Practice</b></p> <p>Look for the words in the box. Write the words in the space below.</p>

**NOTE:** Print and send the parent letter home at the beginning of each unit. Print schedules as needed for student visual supports throughout each lesson.

## Implementing Instruction in Reading Avenue

Following the Quick Lesson Guide, **select a book.** That opens the books, activity sets, and activities needed for each day's instruction.

Avenue B

Books-Avenue B-PRINTABLE

Resources

Quiz

Book 1-Frog Is Home!

Book 2-Just Like Yours

Book 3-Prairie Sky

Book 4-What is a Habitat



Activities

Frog Is Home!

Standards: No Standards

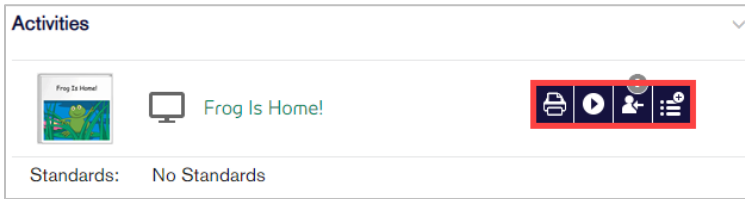
Frog Is Home!-PRINTABLE

Standards: No Standards

Guided Reading 1

Standards: No Standards

Each activity or activity set has options you can manage. These are found in the tool bar to the right of each activity set or activity.



To **print** the activity or save a PDF version to your computer, select the print icon.



To **play** the activity, select the Play button. NOTE: To play an activity set, you must first select the activity set.



To **assign** an activity or activity set to a student, Select the Assign button. Then select the student(s) that need to access the activity. NOTE: Activities assigned to students can be accessed by the student anywhere including home via computer, iPad, or Tobii communication device. Maximize the time your students engage in literacy by assigning books and activities students can review at home.



To add an activity or activity set to your **playlist** to access later from My Classroom View or an iPad, select the Playlist button.