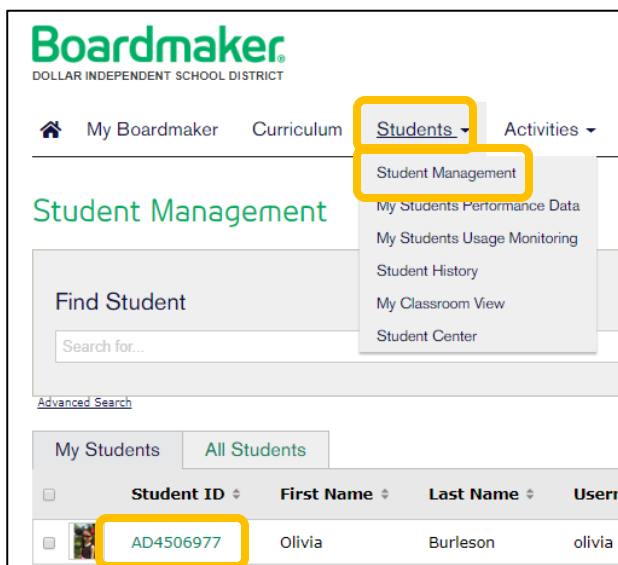


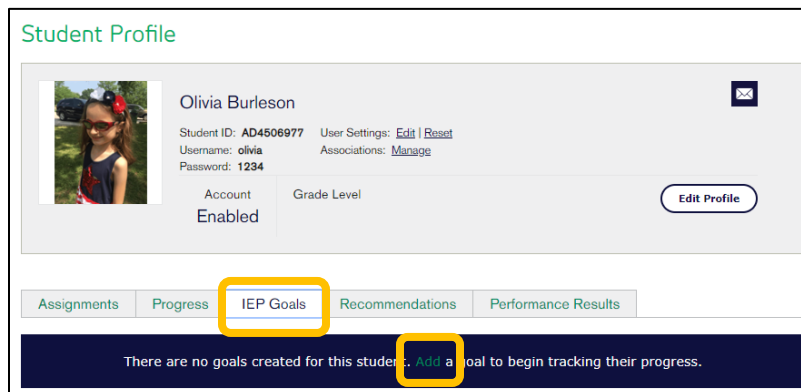
Section 7: Managing Student Assignments

Activities are assigned to students from My Boardmaker > My Activities, but the assignments are managed within each individual student’s profile. To view and manage assignments, Select Students tab > Student Management > Student ID.

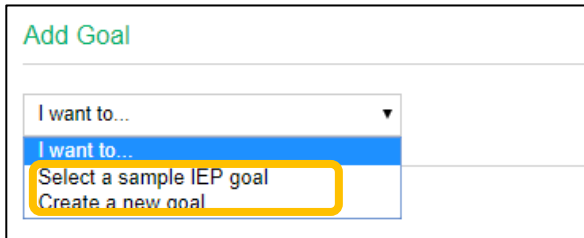


Add and Associate IEP Goals with Educational Standards and Assignments

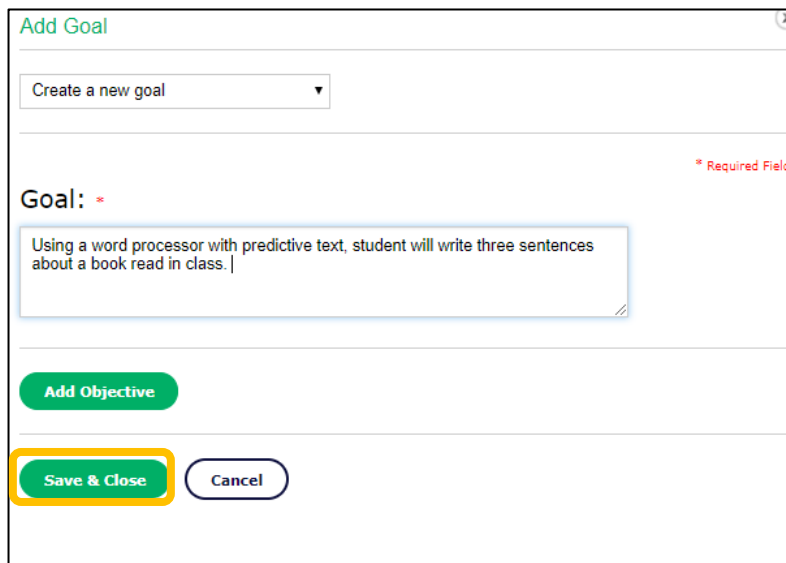
1. Within the student profile, Select IEP Goals tab, then Select Add.



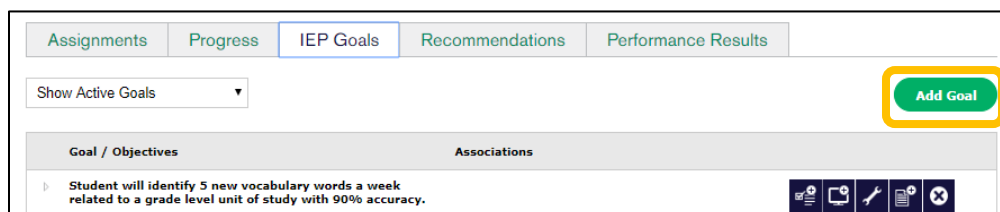
2. Select a sample IEP goal to view and edit sample goals or Select Create new goal to enter your own.



3. Select goals (if using samples) or enter your goals and objectives in text fields (if creating new).



4. Select Save and Close.
5. To add additional goals, Select Add Goal from the IEP Goals tab.



6. Repeat as needed, beginning with step 2.
7. To associate educational standards with goals, select Associate Standard tool from toolbar.

Using a word processor with predictive text, student will write three sentences about a book read in class.

The goal has no objectives.

Student will identify 5 new vocabulary words a week related to a grade level unit of study with 90% accuracy.

8. Use the dropdown menus to select standards, grade level, and subject area.

Manage Standards

Common Core

K

Language Arts

Common Core

CCSS.ELA-Literacy.RL.K

Reading Standards for Literature

Key Ideas and Details

ADD CCSS.ELA-Literacy.RL.K.1 (275135 activities)
With prompting and support, ask and answer questions about key details in a text.

ADD CCSS.ELA-Literacy.RL.K.2 (270705 activities)
With prompting and support, retell familiar stories, including key details.

ADD CCSS.ELA-Literacy.RL.K.3 (255359 activities)
With prompting and support, identify characters, settings, and major events in a story.

Craft and Structure

Save Close

9. Scroll to view goals within your settings and Select Add beside any standard you would like to associate with the goal. You may associate multiple standards. Select Save when complete.

10. To associate student assignments to IEP goals, Select Manage from the activity in the Assignments tab.

Assignments Progress IEP Goals Recommendations

Drag and drop activities and activity sets to reorder them.

Spring Fall: Sorting

Assigned 08/27/2018 08:57:58 by Erica Iffland

Associations: Manage

11. Select the checkbox for any appropriate goal(s) and objective(s). Use the scrollbar to view more of the student's goals. Select **Save and Close** when complete.

Manage Associations

Associating activities will assist you when determining if a student's particular goal or objective is met.

Select the goals and/or objectives this activity should be associated with.

Spring Fall: Sorting

Goals / Objectives
<input type="checkbox"/> Using a word processor with predictive text, student will write three sentences about book read in class.
<input type="checkbox"/> Student will identify 5 new vocabulary words a week related to a grade level unit of study with 90% accuracy.
<input type="checkbox"/> Given a graphic organizer and visuals, student will determine the main idea and supporting details in a book by giving 3 details on topic.
<input type="checkbox"/> Student will write a narrative piece on a grade level topic by introducing the topic, providing details, and closing statement using visual writing supports in 4 out of 5 trials.
<input type="checkbox"/> Student will read grade level informational texts or literature with text to speech support and answer comprehension questions on key ideas with picture supported multiple choice questions (field of 2) with 90% accuracy.
<input type="checkbox"/> Using a word processor with predictive text, student will write 3 sentences about a

Save & Close Close

Personalizing Student Settings for Playing Assignments

1. Set the support level for assigned activities when the activity allows it by **Selecting Supported Mode or Independent Mode** beside the activity.

Spring Fall: Sorting

Assigned 08/22/2018 08:57:58 by Erica Iffland

Associations: 4 | [Manage](#)

Supported Mode Independent Mode

2. Personalize the student's User Settings by selecting **Edit**.

Olivia Burlison

Student ID: **AD4506977** User Setting: **Edit | Reset**

Username: **olivia** Associations: **Manage**

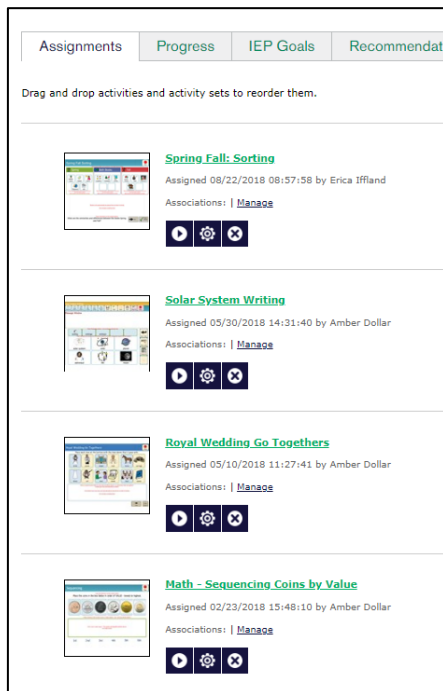
Password: **1234**




Account Enabled Grade Level

3. Within User Settings you may change default settings to interface, access, speech settings, and symbol settings by selecting the appropriate tab and making changes.



Playing, Removing, or Editing Activity Settings within the Assignment List



1. **Select Play**  to preview or play an activity.
NOTE: Data is not collected when playing from the assignment list.
2. **Select Edit Activity Settings**  to make changes to settings including support, feedback, and rewards.
3. **Select Remove Activity**  to delete the activity from the student's assignments. This does NOT remove it from My Activities.