




# Maintenance, Care & Handling



# PREMIER® Supermatic® II

 Keep the machine out of reach of children.

 Clean tobacco chamber & nozzle after use.


 Clean your machine regularly by blowing tobacco residue from moving parts. Use a cotton swab & warm water to clean the injector, tamper & tobacco chamber.

 Keep all parts dust-free & lubricated with a multi-purpose household oil.


 To prevent jamming the device, avoid the following types of tobacco:

- Overly Moist Tobacco (such as pipe tobacco)
- Overly Dry Tobacco - Fine Cut Tobacco

 Avoid cuts and lacerations by keeping fingers clear of the crank arm's path! (See Fig. E)

 Avoid cuts and lacerations by keeping fingers clear of the tobacco chamber while operating the crank arm! (See Fig. F)

 NEVER rotate crank arm without a cigarette tube on nozzle! Extended injector is sharp! (See Fig. G & H)

 Do not overfill the tobacco chamber! Doing so will cause resistance in the crank arm and forcing the crank arm will void the warranty!




(Fig. E)



(Fig. F)



(Fig. G)



(Fig. H)

**DANGER!  
SHARP**



## ADDITIONAL WARRANTY INFORMATION

### ADDITIONAL WARRANTY LIMITATIONS

The included one time, one year limited warranty is your exclusive warranty and it replaces all other warranties or conditions, expressed or implied, including, but not limited to, the implied warranties or conditions of merchantability and fitness for a particular purpose. These warranties give you specific legal rights and you may also have other rights which vary from jurisdiction to jurisdiction. Some jurisdictions do not allow the exclusion or limitation of expressed or implied warranties, so the above exclusion or limitation may not apply to you. In that event, such warranties are limited in duration to the warranty period. No warranties apply after that period.

### REMEDY LIMITATIONS

In no event shall the company be liable for special, incidental, or consequential damages to the purchaser or to any third party, including, without limitation, damages arising from loss of property, economic loss, lost profits, loss of business opportunity, or statutory or exemplary damages, whether from negligence, warranty, strict liability or under any legal theory in contract, tort, or otherwise. Some states do not allow the exclusion or limitation of special, incidental, or consequential damages, so the above limitation may not apply to you.

### RETURN PROCEDURE

Any product returned under this one time, one year limited warranty should be sent by the customer via prepaid mail or courier to the service center located at 2301 Ravine Way, Glenview, IL 60025, U.S.A. Please include with the returned product twelve dollars and fifty cents (US \$12.50) for return shipping and handling. The company assumes no responsibility whatsoever for any loss or damage during shipping and the customer is solely responsible for any such loss or damage. Note: Please do not return the product to the store where you bought it for service as they are not authorized to service the product.

**PLEASE SEE THE ENCLOSED ONE TIME, ONE YEAR LIMITED WARRANTY CARD. FOR MORE INFORMATION ON YOUR PREMIER® CIGARETTE MACHINE WARRANTY**

# Owner's Manual

©Republic Tobacco L.P.

Austrian Patent No. 14351, Australian Patent No. 2013205376, Belgium Patent No. 1021664B1, Canadian Patent No. 2813447, Chinese Patent No. ZL201210184284.5, Chinese Patent No. ZL20142035819.1, Spain Patent No. 2450715, United Kingdom Patent No. 2503327, Luxembourg Patent No. 92183, Netherlands Patent No. 2010682, United States Patent No. 9414625, United States Patent No. 9314051, Turkey Patent No. 201304812, Hungarian Patent No. 230626, Other patents pending

# Read before operating your Supermatic® II Cigarette Machine

## Operating Instructions

### Thank You & Congratulations on Your Purchase of the Premier® Supermatic® II Cigarette Machine

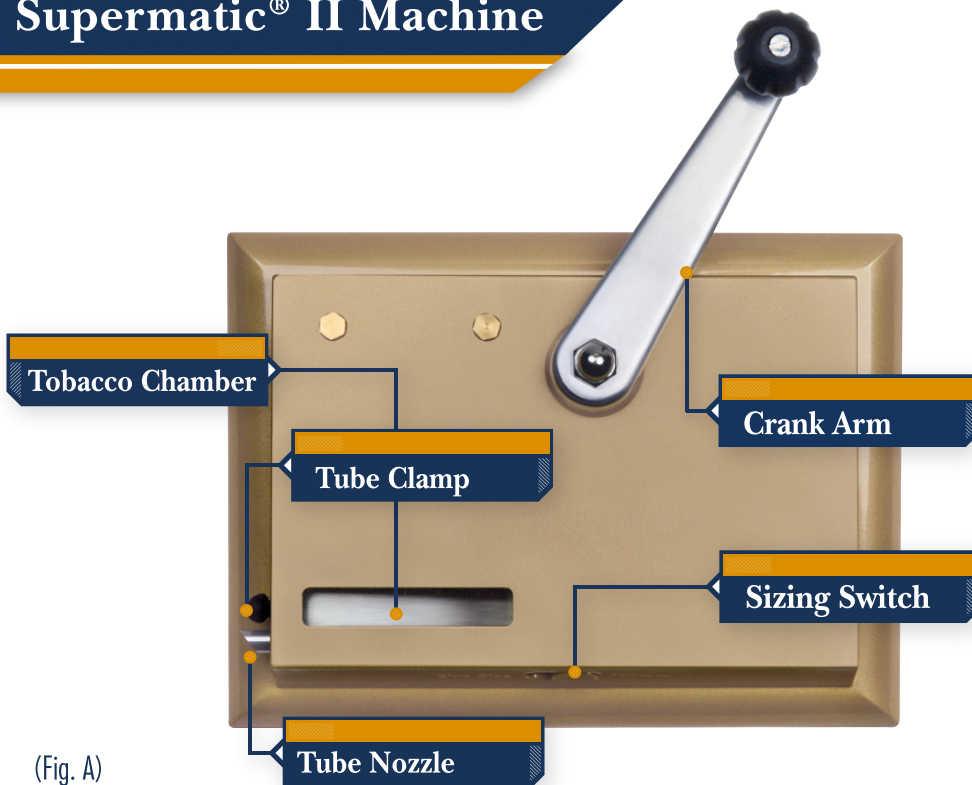
Regarded as the finest tube injector in the world, the Premier® Supermatic® II has a solid, uni-body construction and a unique cigarette size switch for both durability and versatility.

Please read the instructions carefully before operating your machine!

Following the simple maintenance requirements will keep your machine in optimal working order for years to come.

Your Supermatic® II must be registered within 30 days of purchase for warranty and service agreement to be valid.

### Getting To Know Your Supermatic® II Machine



(Fig. A)

1) Return crank arm to start position. (Fig. A)  
Slide the open end of cigarette tube fully  
onto tube nozzle. (Fig. B)



(Fig. B)

2) Starting with the corners, fill the tobacco  
chamber evenly with loose tobacco. (Fig. C)

 *To get a better idea of how much tobacco to pack in the chamber, cut open a commercially made cigarette.*



(Fig. C)

3) Rotate the crank arm clockwise in a  
smooth motion, then counter-  
clockwise back to its home position.  
Remove your filled cigarette.



(Fig. D)

#### Making 100MM cigarettes

Supermatic® II comes factory-ready to produce KING SIZE cigarettes. Move the Sizing Switch the right to make 100MM cigarettes.

