




MAINTENANCE, CARE & HANDLING

- Keep cigarette machine out of the reach of children.
- Clean tobacco chamber and nozzle after every use.
- Clean your machine regularly by blowing tobacco residue from moving parts. Use a cotton swab and warm water to clean the injector, nozzle and tobacco chamber.
- Slip-resistant mat can be removed for cleaning.
- Keep all moving parts dust-free and oiled with a multi-purpose household oil.
- To prevent jamming of the device, avoid the following types of tobacco:
 - Overly Moist Tobacco (such as pipe tobacco)
 - Overly Dry Tobacco
 - Very Fine Cut Tobacco

 Keep fingers clear of the path of the crank arm to avoid cuts or lacerations! (See Fig. G)

 Keep fingers clear of the tobacco chamber while operating crank arm to avoid cuts or lacerations! (See Fig. H)

 Never rotate crank arm without a cigarette tube on nozzle! Extended injector is very sharp! (See Fig. I & J)


 Do not overfill the tobacco chamber! Doing so will cause resistance in the crank arm and forcing the crank arm will void the warranty!



Fig. G



Fig. H



Fig. I



Fig. J

ADDITIONAL WARRANTY INFORMATION

ADDITIONAL WARRANTY LIMITATIONS

The included one year, one time limited warranty is your exclusive warranty and it replaces all other warranties or conditions, expressed or implied, including, but not limited to, the implied warranties or conditions of merchantability and fitness for a particular purpose. These warranties give you specific legal rights and you may also have other rights which vary from jurisdiction to jurisdiction. Some jurisdictions do not allow the exclusion or limitation of expressed or implied warranties, so the above exclusion or limitation may not apply to you. In that event, such warranties are limited in duration to the warranty period. No warranties apply after that period.

REMEDY LIMITATIONS

In no event shall the company be liable for special, incidental, or consequential damages to the purchaser or to any third party, including, without limitation, damages arising from loss of property, economic loss, lost profits, loss of business opportunity, or statutory or exemplary damages, whether from negligence, warranty, strict liability or under any legal theory in contract, tort, or otherwise. Some states do not allow the exclusion or limitation of special, incidental, or consequential damages, so the above limitation may not apply to you.

RETURN PROCEDURE

Any product returned under this one year, one time limited warranty should be sent by the customer via prepaid mail or courier to the service center located at 2301 Ravine Way, Glenview, IL 60025, U.S.A. Please include with the returned product twelve dollars and fifty cents (US \$12.50) for return shipping and handling. The company assumes no responsibility whatsoever for any loss or damage during shipping and the customer is solely responsible for any such loss or damage. Note: Please do not return the product to the store where you bought it for service as they are not authorized to service the product.

PLEASE SEE THE ENCLOSED ONE YEAR, ONE TIME LIMITED WARRANTY CARD FOR MORE INFORMATION ON YOUR MIKROMATIC™ CIGARETTE MACHINE WARRANTY

mikromatic™
BY TOP-O-MATIC®

OWNER'S MANUAL



KING SIZE CIGARETTE MACHINE

©2010 Republic Tobacco L.P.

See back panel for additional maintenance, care and handling tips.

AT Reg. Des. No. 62428, AU Reg. Des. No. 327412, BX Reg. Des. No. 38037-00, CN Reg. Des. No. ZL200930209485.5, DE Reg. Des. No. 40 2009 003 995, ES Reg. Des. No. 508.284, FR Reg. Des. No. 09/3915, U.S. Des. Pat. No. 613,032, other designs pending.

READ BEFORE OPERATING YOUR MIKROMATIC™ CIGARETTE MACHINE

Thank You and Congratulations on Your Purchase of the Premium Steel Mikromatic™ Cigarette Machine.

The high-grade industrial steel tobacco chamber prevents corrosion, contamination and rusting. Its durable construction, easy to hold handle, extra wide base and pre-assembled, slip-resistant mat make it the superior choice over competitive models.

Please carefully read the instructions first before operating your machine! Following the simple

maintenance requirements will keep your machine in optimum working order for years to come.

We strongly recommend that you take the time to fill out and mail in your Warranty Card. Product must be registered for warranty and service agreement to be valid within 30 days of purchase.

GETTING TO KNOW YOUR MIKROMATIC CIGARETTE MACHINE



Fig. A

OPERATING INSTRUCTIONS

NOTE: The Mikromatic™ Cigarette Machine makes KING SIZE cigarettes only.

1. After making sure that Crank Arm is in position pictured in Fig. A, slide open end of cigarette tube onto nozzle. (Fig. B)



Fig. B

2. Filling the corners first, deposit tobacco evenly in the tobacco chamber. (Fig. C)



Fig. C

3. While grasping the handle, rotate the crank arm clockwise in a smooth, continuous motion. Then release crank arm and remove cigarette. (Fig. D)



Fig. D