

ZERO GRAVITY reserves the right to make changes to its products or specifications to improve performance, reliability, or manufacturability. Information furnished by ZERO GRAVITY is believed to be accurate and reliable at the time of publication. However, ZERO GRAVITY assumes no responsibility for its use. No license is granted by its implication or otherwise under any patent or patent rights of ZERO GRAVITY. No part of this document may be reproduced or transmitted in any form or by any means, electronic or mechanical, for any purpose, without the express written permission of ZERO GRAVITY. Data is subject to change without notification.

ZERO GRAVITY has patents and pending patent applications, trademarks, copyrights, or other intellectual property rights covering subject matter in this document. The furnishing of this document does not give you any license to these patents, trademarks, copyrights, or other intellectual property rights except as expressly provided in any written agreement from ZERO GRAVITY.

Specifications are subject to change without notice.

DISTRIBUTED BY:

ZERO GRAVITY

9737 NW 41st Street, STE 123

Doral, FL 33178

Copyright© 2022 ZERO GRAVITY
All rights reserved.



Distributed by Zero Gravity
www.zerogravityskin.com

OXYCURA™

DOME



User Manual

Read All Directions Before Use

Using the oxycura dome will help you treat your skin with no time and effort. Oxycura will bring brighter , even look to your face and boost the effectiveness of blood circulation, hydration and protection to the skin the skin will look bright and moisturized and will have a natural protective coating to it.



How to use:

Using the Oxycura Dome will help you treat your skin with no time and effort.

Oxycura will bring a brighter, even look to your face and will boost the effectiveness of blood circulation, hydration and protection to the skin. Your skin will look bright and moisturized and will have a natural protective coating to it.



Cream Use:

It is not necessary to use the Levigo cream with the Oxycura Dome to get the results you are looking for , you can also use your Oxycura Dome on clean, dry skin. If you wish to integrate cream into your treatment, make sure to use only the cream that was intended for this product (Levigo by Zero Gravity).

How to use :

When using the Oxycura Dome with Levigo cream :


Apply the Levigo cream directly onto your skin ,then place the Oxycura Dome on your face and treat your skin for 10 minutes.

When using the Oxycura Dome on dry skin :

Place the Oxycura Dome on your face and treat your skin for 10 minutes.

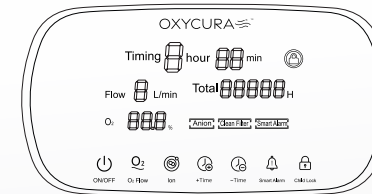
Step 1:

Take the Oxycura Dome tube and connect it to bold part of the water tank, and to the bold part of the Oxycura Dome (both sides of the tube) so that the oxygen can flow through the tube.



Step 2:

Turn on the Oxycura and select the program you want to use on your skin.




Step 3: (optional)

Apply the Levigo cream onto your face. (If you want to integrate cream into the treatment).

Step 4:

Place the Oxycura Dome on your face.



Step 5:

Leave the Oxycura Dome on your face for 10 minutes while the oxygen treats your skin. Use it once a week.