

## CAUTION

THE SAFETY GUARD IS EXTREMELY LOUD. FOR YOUR SAFETY, NEVER PLACE THE UNIT CLOSE TO YOUR EARS. TO TEST THE ALARM, DIRECT THE UNIT AWAY FROM YOU AT ARM'S LENGTH AND ACTIVATE.

**Important Warranty Information:**  
A dated proof of purchase is required for warranty service

**Customer Service :**  
1-888-8TECHKO (1-888-883-2456)  
Website: www.techmaid.com

Mfg. By **TECHKO**<sup>®</sup>  
9767 Research Drive  
Irvine, CA 92618-4626  
MADE IN CHINA

Patent No. 7,187,280

### NOTICE

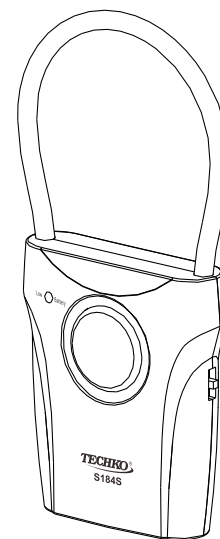
THIS PRODUCT IS PROTECTED UNDER FEDERAL TRADEMARK AND COPYRIGHT LAWS PREVENTING UNFAIR COMPETITION. NO DUPLICATION OR SIMULATION OF THIS PRODUCT IS PERMITTED EXCEPT BY WRITTEN AUTHORIZATION OF TECHKO, INC.

TECHKO AND THE CONFIGURATION OF THIS PRODUCT ARE TRADEMARKS OF TECHKO, INC.  
COPYRIGHT 1992 TECHKO, INC.  
ALL RIGHTS RESERVED  
MADE IN CHINA  
6-072-040100

110801

# TECHKO<sup>®</sup>

## SAFETY GUARD Model: S184S

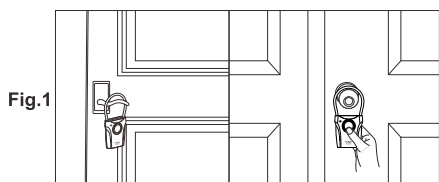


## OPERATION MANUAL

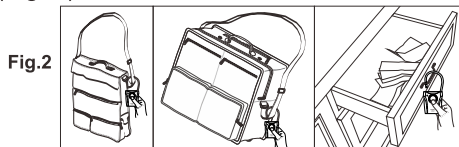
### OPERATION

\* This unit has three modes-CHIME/OFF/ALARM. When the batteries are loaded, the LED light on the front of the unit will flash once and a single beep will sound. This indicates the unit is set up and ready to work.

\* Hang the unit over door knob (Fig.1).

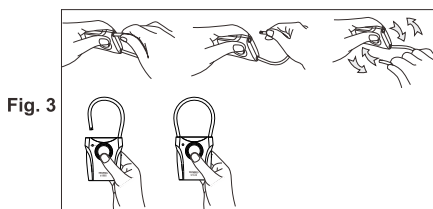


Hang on to bag / luggage, or anywhere it can be hung to provide valuable protection. (Fig. 2).



For door knob use, hang the unit directly over it. For bags or other items, pull the circular Hanger Loop to unlock. Loop it where possible and then re-plug the

Hanger Loop to the original position (Fig.3).



\* When turning the switch from off to the CHIME/ALARM mode, or loading the batteries, there will be an 8-12 second alarm delay while the red LED light flashes.

\* Under CHIME mode, there will be a Chime that sounds 3 times, then resets itself to resume protection. Under ALARM mode, there will be a 60 second 6-tone alarm sound. It will then reset itself to resume protection.

### MAINTENANCE

When the red LED light on the front of the unit stays on, it means "Low Battery". Please replace with (3) new 1.5V AAA batteries.

### GENERAL DESCRIPTION

Your S184S Safety Guard is used to protect your home or property from unauthorized entry by detecting vibration. This unit uses (3) 1.5V AAA batteries (included) for operation.

### IMPORTANT

Your S184S Safety Guard can provide valuable protection for your home and property. However, this unit cannot guarantee complete protection against burglary or robbery. Therefore, TECHKO will not be held liable for any loss or damages. Especially upon first use, make sure to test your S184S unit to make sure it meets your application needs.

**PLEASE KEEP THIS OPERATION MANUAL IN A CONVENIENT PLACE FOR FUTURE REFERENCE.**