

3-Button RF RGB LED Controller

Model No.: VD3

3 channel constant voltage / Max 4.5A output / 3-button / Wireless remote control / Step-less dimming

Features

- 3 channel constant voltage RGB LED RF controller.
- 1.5A per channel, output connects with 5 meters RGB LED strip.
- 3 buttons operation with on/off, mode and color adjustment.
- Match with 2.4G single zone or multiple zone RGB remote control optional.
- 256 levels 0-100% dimming smoothly without any flash.
- Built in 10 dynamic modes, include jump or gradual change style.

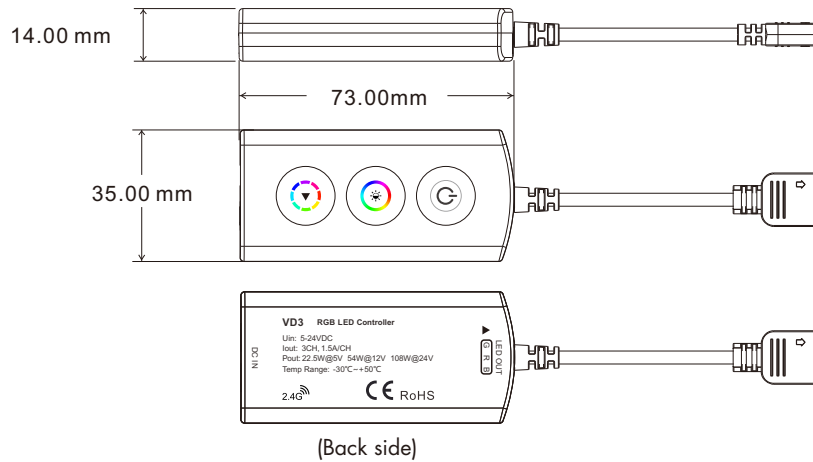


CE RoHS RED

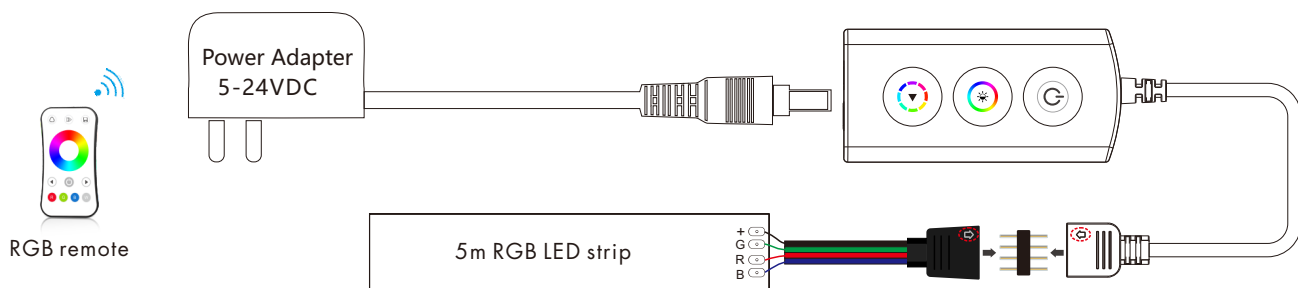
Technical Parameters

Input and Output		Dimming data		Safety and EMC	
Input voltage	5-24VDC	Input signal	3 button + RF 2.4GHz	EMC standard (EMC)	ETSI EN 301 489-1 V2.2.3 ETSI EN 301 489-17 V3.2.4
Output voltage	5-24VDC	Control distance	30m(Barrier-free space)	Safety standard	EN 62368-1:2020+A11:2020
Output current	3CH, 1.5A/CH	Dimming gray scale	4096 (2 ¹²) levels	Radio Equipment(RED)	ETSI EN 300 328 V2.2.2
Output power	22.5W@5V 54W@12V 108W@24V	Dimming range	0-100%	Certification	CE,EMC,RED
Environment		Dimming curve	Logarithmic	Package	
Operation temperature	Ta: -30°C ~ +50°C	PWM Frequency	2KHz (default)	Size	W120 x L43 x H27mm
Case temperature (Max.)	Tc: +85°C	Warranty	5 years	Gross weight	0.013kg
		Protection	Over-heat		

Dimension



Wiring Diagram



Note:

1. Press and hold the and button for 2s, output LED flashes 3 times, the light on/off fade time will change between 3s and 0.5s.
2. Press and hold the , and button for 2s, output LED flashes multiple times, switch between "GRB" (flashes 1 times), "RGB" (flashes 2 times), "BRG" (flashes 3 times) and "BGR" (flashes 4 times) output sequences, default is GRB.

Button function



: Turn on or off light.



: Short press to change 24 static RGB color, long press for 1-6s to adjust 256 levels brightness continuously.



: Short press to change 10 dynamic mode, long press 2s to adjust speed, 10 levels.

Dynamic mode list :



No.	Name	No.	Name
1	RGB jump	6	RGB fade in and out
2	RGB smooth	7	Red fade in and out
3	6 color jump	8	Green fade in and out
4	6 color smooth	9	Blue fade in and out
5	Yellow cyan purple smooth	10	White fade in and out

Match Remote Control (two match ways)



End user can choose the suitable match/delete ways. Two options are offered for selection:

Use  and  button

Match:

Long press  and  button 2s, immediately press on/off key (single zone remote) or zone key (multiple zone remote) of the remote.

Delete:

Press and hold  and  button for 5s to delete all match, The output LED blinks 5 times means all matched remotes were deleted.

Use Power Restart

Match:

Switch off the power, then switch on power again, immediately short press on/off key (single zone remote) or zone key (multiple zone remote) 3 times on the remote. The output LED blinks 3 times means match is successful.

Delete:

Switch off the power, then switch on power again, immediately short press on/off key (single zone remote) or zone key (multiple zone remote) 5 times on the remote. The output LED blinks 5 times means all matched remotes were deleted.

Dimming curve

