

3-Button RF LED Dimmer

Model No.: VD1

1 channel constant voltage / Max 5A output / 3-button / Wireless remote control / Step-less dimming

Features

- 1 channel constant voltage single color LED RF dimmer.
- 5A output, connect with 5 meters single color LED strip.
- 3 button operation with on/off and dimming.
- Match with 2.4G single zone or multiple zone single color remote control optional.
- 4096 levels 0-100% dimming smoothly without any flash.

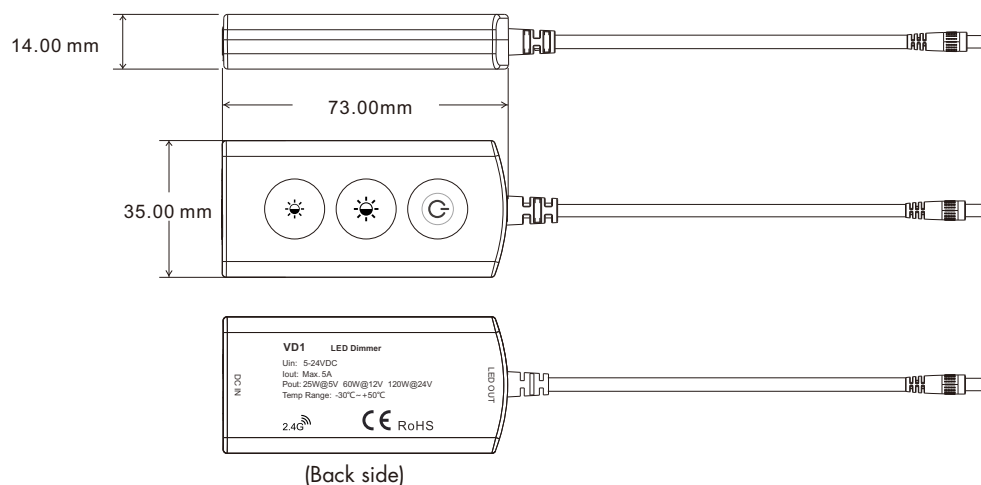


CE RoHS RED

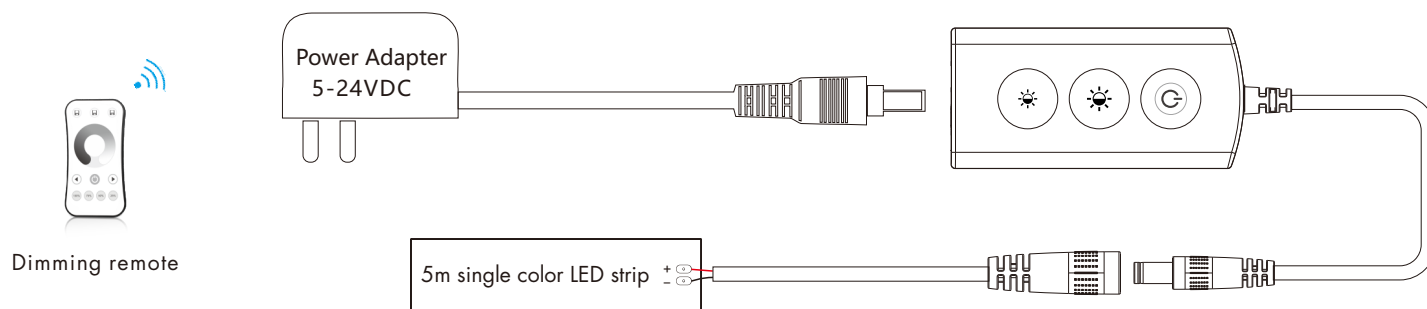
Technical Parameters

| Input and Output | | Dimming data | | Safety and EMC | |
|-------------------------|-------------------------------|--------------------|--------------------------------|----------------------|---|
| Input voltage | 5-24VDC | Input signal | 3 button + RF 2.4GHz | EMC standard (EMC) | ETSI EN 301 489-1 V2.2.3 ETSI EN 301 489-17 V3.2.4 |
| Output voltage | 5-24VDC | Control distance | 30m(Barrier-free space) | Safety standard | EN 62368-1:2020+A11:2020 |
| Output current | Max. 5A | Dimming gray scale | 4096 (2 ¹²) levels | Radio Equipment(RED) | ETSI EN 300 328 V2.2.2 |
| Output power | 25W@5V 60W@12V 120W@24V | Dimming range | 0 -100% | Certification | CE,EMC,RED |
| Environment | | Dimming curve | Logarithmic | Package | |
| Operation temperature | Ta: -30 °C ~ +50 °C | PWM Frequency | 2KHz (default) | Size | W120 x L43 x H27mm |
| Case temperature (Max.) | Tc: +85 °C | Warranty | 5 years | Gross weight | 0.013kg |
| | | Protection | Over-heat, Short circuit | | |

Dimension




Wiring Diagram




Note: Press and hold the and (Brightness-) button for 2s, output LED flashes 3 times, the light on/off fade time will change between 3s and 0.5s.

Button function

 : Turn on or off light.

 : Brightness +, short press 10 levels, long press 1-6s for continuous 256 levels adjustment.



 : Brightness -, short press 10 levels, long press 1-6s for continuous 256 levels adjustment.

Match Remote Control (optional)



End user can choose the suitable match/delete ways. Two options are offered for selection:

Use and button

Match:

Long press  and  button 2s, immediately press on/off key (single zone remote) or zone key (multiple zone remote) of the remote.

Delete:

Press and hold  and  button for 5s to delete all match, The output LED blinks 5 times means all matched remotes were deleted.

Use Power Restart

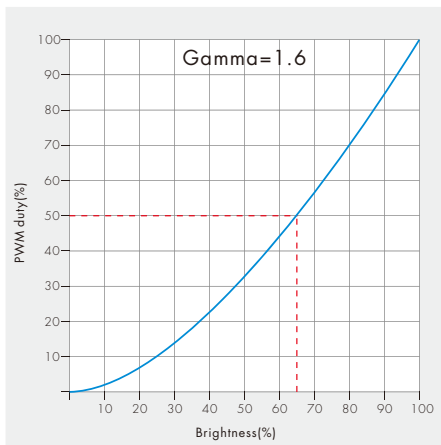
Match:

Switch off the power, then switch on power again, immediately short press on/off key (single zone remote) or zone key (multiple zone remote) 3 times on the remote. The output LED blinks 3 times means match is successful.

Delete:

Switch off the power, then switch on power again, immediately short press on/off key (single zone remote) or zone key (multiple zone remote) 5 times on the remote. The output LED blinks 5 times means all matched remotes were deleted.

Dimming Curve



Packing List



LED Dimmer
1 pcs



User Manual
1 pcs



DC Extension Cable
(12cm)
1 pcs