





## LED UFO High Bay Light Installation Guide

To avoid the risk of fire, explosion, or electric shock, this product should be installed, inspected, and maintained by a qualified electrician only, in accordance with all applicable electrical codes.

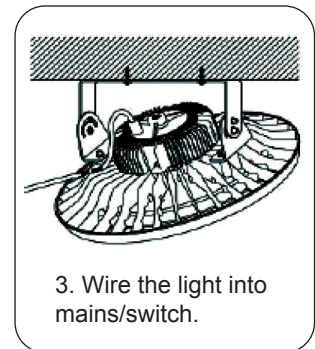
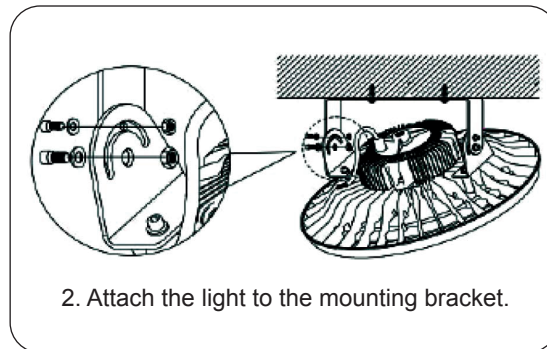
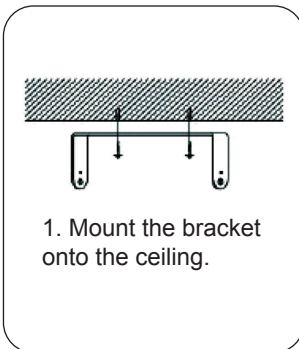
### Safety Instructions

- Be certain electrical power is OFF before and during installation and maintenance.
- Make sure the supply voltage is the same as the rated luminaire voltage.
- Changes of the design and modifications to the LED luminaire are not permitted.
- Observe the national electrical safety rules and regulations during installation.

### Option 1: Hook Mounted (Ceiling hook and chain are not included)



### Option 2: Ceiling Mounted



### Wiring

#### AC Input

- Live (Brown)
- Neutral (Blue)
- Earth Wire (Green/Yellow)

