



CONSTRUCTION EQUIPMENT AUSTRALIA

Petroleum Equipment Complete Range Guide

1300 733 102

ceapet.com.au



Construction Equipment Australia (CEA)

WHO ARE WE?

CEA, part of the CFC Group of Companies, is a privately owned business with 9 branches, over 90 dealer outlets and more than 280 employees Australia wide. We have been operating for over 40 years.

CEA is the leading distributor for world-renowned capital equipment brands including JCB agricultural and construction equipment, Atlas Copco, Ditch Witch, Dynapac and Komptech.

Through our broad product portfolio CEA supplies a diverse range of equipment to a wide range of industries including construction, agriculture, government, infrastructure, defence, waste management, mining, civil works, utility maintenance, and the recycling sector.

Providing extensive parts and service support through our network of branches and dealers CEA also has an expansive national parts distribution centre located in Sydney, providing critical support to our core customer base when needed.

The trusted relationships that we have built with our communities, customers, employees and dealers continues to create shared successes.



09
BRANCHES

90+
DEALER OUTLETS

280
EMPLOYEES

Auxiliary Self Bunded Tanks for Generators

Most generators provide sufficient diesel fuel storage to run for approximately 8 hours. We provide a wide range of Self Bunded storage solutions to extend the running time of your generator.

The CEA Petroleum BOX range of Self Bunded Tanks is perfect to extend the running time of your generator. When coupled with our Hose Kit, featuring an engineered suction spear, quick connect fittings and 1/2" x 10m Suction and Return Hoses the BOX Self Bunded Tank provides a plug and play site solution for extended operations of your generator.

CEA Petroleum Containerised Self Bunded Tanks can be used to provide bulk diesel storage for large generator power station facilities. Our experienced team can provide an engineered bulk fuel facility design for your large power generation project.



Generator Day Tank



Generator Self Bunded Base Tank



/// We provide a wide range of Self Bunded storage solutions to extend the running time of your generator. ///

Our Self Bunded Tanks are designed for Safe, Environmentally Responsible Storage and Dispensing of Adblue, Aviation Fuels, Diesel, Petrol, Lubricants, or Waste Oil.



Fleet Refuelling

We provide a comprehensive range of environmentally compliant Self Bunded bulk fuel storage and dispensing equipment packages to suit businesses of all sizes. From hire company yards to mine sites, CEA Petroleum Equipment has extensive experience with specifying, assembling and deploying an innovative range of petroleum equipment solutions.

Moving your road fleet from service station to home base refuelling reduces the cost of your fuel purchases and increases control over your fleet operations. Our innovative range of iFUEL® Electronic Fluids Management hardware and cloud based software provides you with the tools needed to fully reconcile your fuel usage.

Modern Common Rail diesel engine technology demands clean fuel. CEA Petroleum Equipment has a particular focus on packaging filtration equipment to ensure the delivery of clean fuel to keep your fleet operating reliably.



STORE Self Bunded Tank




Tank Air Breather Filtration



Our Fleet Refuelling Solutions reduces the cost of your fuel purchases and increases control over your fleet operations

The Anatomy of the BOX Self Bunded Tank



WHAT'S UNDER THE LID





BOX

The CEA BOX Self Bunded Tank range is a comprehensive range of smaller capacity Self Bunded tanks designed for the transport and storage, dispensing, metering and filtration of Diesel, Petrol, Lubricants and Waste Oil. This economical yet robust range of Self Bunded Tanks are fully baffled, and feature fully certified crane lifting lugs, rated to lift tanks up to 6600L, full of product.

CODE	CAPACITY	SAFE FILL LEVEL	LENGTH (mm)	WIDTH (mm)	HEIGHT (mm)	EMPTY WEIGHT	FULL WEIGHT
BOX-0.25	250L	240L	562	558	1,141	300kg	540kg
BOX-0.6	600L	550L	1,086	724	1,270	451kg	1,051kg
BOX-1.1	1,100L	1,000L	1,374	1,086	1,270	594kg	1,594kg
BOX-2.25	2,250L	2,000L	2,294	1,086	1,270	885kg	2,885kg
BOX-3.3	3,300L	3,000L	2,294	1,546	1,270	1,096kg	4,096kg
BOX-4.5	4,500L	4,000L	2,294	2,084	1,270	1,330kg	5,330kg
BOX-5.5	5,500L	5,000L	2,496	2,294	1,270	1,530kg	6,530kg
BOX-6.6	6,600L	6,000L	2,966	2,294	1,270	1,809kg	7,809kg
BOX-8.8	8,800L	8,000L	3,916	2,294	1,270	2,170kg	N/A
BOX-11	11,000L	10,000L	4,876	2,294	1,270	2,689kg	N/A



STORE

The CEA Store is a small footprint Self Bunded tank designed for home base refuelling applications. The CEA Store features an integrated bunded pump bay housing which is designed to store, and indeed secure, the dispensing equipment when not in use. This Self Bunded tank is designed and approved to AS1940 and AS1692

CODE	CAPACITY	SAFE FILL LEVEL	LENGTH (mm)	WIDTH (mm)	HEIGHT (mm)	WEIGHT (kg)
STORE-2.5	2,500L	2,250L	2,500	1,140	1,500	1,060
STORE-5.5	5,500L	5,000L	2,950	1,140	2,550	1,820
STORE-11	11,000L	10,000L	2,950	2,300	2,550	3,280
STORE-16	16,000L	15,000L	3,950	2,300	2,550	4,040
STORE-22	22,000L	20,000L	4,950	2,300	2,550	4,775



CONTAINERISED

The CEA Containerised Self Bunded Tank Range is designed and approved as a standard intermodal shipping container footprint. This comprehensive range of Self Bunded tanks are supplied CSC plated, allowing any of the tanks to be shipped Road, Rail or Sea as a standard container.

CODE	CAPACITY	SAFE FILL LEVEL	LENGTH (mm)	WIDTH (mm)	HEIGHT (mm)	WEIGHT (kg)	CONTAINER FOOTPRINT	INTEGRATED PUMP BAY
CON-12	12,000L	10,100L	3,000	2,438	2,896	4,500	10FT HIGH CUBE	Yes
CON-18	18,000L	16,250L	3,000	2,438	2,896	4,500	10FT HIGH CUBE	No
CON-30	30,000L	27,000L	6,058	2,438	2,896	7,500	20FT HIGH CUBE	Yes
CON-38	38,000L	33,500L	6,058	2,438	2,896	7,500	20FT HIGH CUBE	No
CON-69	69,000L	65,000L	12,192	2,438	2,896	14,500	40FT HIGH CUBE	Yes
CON-75	75,000L	71,500L	12,192	2,438	2,896	14,500	40FT HIGH CUBE	No
CON-80	80,000L	76,000L	14,630	2,438	2,896	15,925	48FT HIGH CUBE	Yes
CON-110	110,000L	106,500L	14,630	3,000	3,200	21,100	BREAK BULK	Yes



Custom Fabricated Tanks

We have invested significantly in the specialised fabrication equipment needed to manufacture a customised tank to suit your specific fuel storage requirement.

Our highly skilled design and manufacturing team are well versed at understanding your unique requirement and developing an innovative, compliant tank solution to suit.

Projects undertaken include the roll out of 40+ custom designed and manufactured Self Bunded tanks for the storage of petrol in a hire companies national network of branches, through to a number of full 316 stainless steel Self Bunded tanks for the storage of oil and waste oil in a marine environment.



250L Self Bunded Petrol Tank



7000L Agriculture Diesel Tank

4500L Full 316SS
Waste Oil and
New Oil Tanks



We design, fabricate and package a comprehensive range of tanks for the storage of hydrocarbons.

Self Bunded Fuel Trailers

1250L AND 2000L

WEIGHTS

1250L Model – Gross weight under 2000kg, mechanical brakes

2000L Model – Gross weight under 3000kg, electric brakes

- ➔ **Self Bunded** - True self bunded, tank in tank design.
- ➔ **Fully Approved** - designed and approved to meet the requirements of AS1692, AS1940 and Australian Dangerous Goods Transport Regulations.
- ➔ **Tried and Proven** - since inception we have supplied more than 150 units into the Australian, and indeed global, markets.
- ➔ **Heavy Duty** - designed for on and off road application - beware of cheaper imitations !!
- ➔ **Removable Inner Tank** - The primary tank module can be removed for maintenance
- ➔ **Separate Tank and Trailer Chassis** - the secret of our success, our tank body is protected from the twisting and rigours associated with off-road towing and use. Our chassis is designed to take the mechanical stresses and strains of in field use, protecting the tank body from the risks of cracking over time.
- ➔ **Pump Bay** - drawbar mounted, fully bunded, weatherproof, pump bay housing. 2 x lockable reverse opening full length access doors. The bunded pump bay is fed by an independent DN40 suction line with foot valve preinstalled. The foot valve guarantees a prime of fuel on your pump providing less strain on the pump on start up and quicker dispensing of fuel on site. The bunded pump bay has been designed large enough to store all your required dispensing equipment including prep pump strainer, pump, filter, meter, hose reel, nozzle, battery etc.



Pump Kit 1 - Electric Start Diesel Driven



Ergonomic Nozzle Stow



Fully Bunded Fill Point Access to Spare Fittings



Pump Kit 2 - 12V Solar Powered

TRAILER 1250L



- **Dispensing Options** - common dispensing options include 12V Solar and Electric Start Diesel Driven
- **Baffled** - our Self Bunded tank module is fully baffled ensuring stability when towing loaded.
- **Roll Bars** - Supplied fitted with Heavy Duty Stainless Steel Roll Bars
- **Running Gear** - new Tyres, Sunraysia Rims, Spare Tyre with Spare Tyre mounting assembly.
- **Fully Lockable** - all aspects of the trailer can be locked, discouraging access and ensuing theft of fuel from the trailer
- **Contents Management** – Calibrated aluminium dipstick
- **Spare Ports** - Numerous spare ports for connection of support equipment,
- **Fill Tube** - Anti static fill tube
- **Bunded Fill Point** - Fully bunded fill point to catch any drips and drops during refilling operations
- **Removable Hatch** - Removable hatch for access to the inside of the primary tank
- **Flashing Light** - 12V Amber Flashing Light with extension pole to warn passing vehicle traffic of refuelling operations
- **Easy to Tow** - Low profile, aerodynamic style provides a low centre of gravity.
- **Chassis** – Heavy duty, yet lightweight aluminium chassis. Dual axle with Roller / Rocker suspension system
- **Lighting** - LED Trailer Lighting
- **Trailer Hitch Options** - choice of Hitch assemblies including 50mm Ball, Tregg, Pintle Ring
- **Jockey Wheel** - Heavy Duty Swing-away Jockey Wheel
- **Fire Protection** - 4.5kg Fire extinguisher
- **Drop Down Supports** - rear drop down supports for trailer stability when the trailer is not connected to a vehicle
- **Tow and Leave** - couple our Self Bunded Fuel Trailer to Stationary Diesel Engines, such as generators, lighting towers, compressors or pumps, using our 2 x suction connection points and 2 x return connection points. These suction and connection points are conveniently located at the rear of the trailer for simple / quick connection to site equipment. We provide foot valves on the 2 x suction points to ensure that you retain a prime on the suction line to your generator, lighting tower, compressor or pump.
- **Aviation Option** - available with a 304 Stainless Steel Primary Tank and 304 Stainless Steel wetted parts for aviation fuel applications



Amber Flashing Light to signal refuelling operations



Tow and Leave Suction and Return Points



Integrated 4.5kg Fire Extinguisher



**TRAILER
2000L**



Service Bodies and Trailers

We have developed a unique expertise in the design of practical and robust service bodies and Self Bunded trailers from our own experience with servicing our major OEM brands including JCB, Atlas Copco, Dynapac and Ditch Witch.

We custom design, fabricate, assemble and test service body modules to suit any make or model of vehicle. Our Service Bodies include tanks and dispensing for multiple grades of oil, coolant, grease and the evacuation and storage of waste oil.

CEA Petroleum Service Trailers provide a flexible plug and play solution for the infield servicing of your equipment.

SERVICE TRAILER SELF BUNDED



Service Truck - Dispensing Module 1



Service Truck - Dispensing Module 2



Spring Rewind Hose Reel Module



Service Truck - 3 x Compartment Tank

CEA Service Bodies & Trailers have been developed from our extensive OEM field service experience.



Lubrication Equipment

As dealers for major equipment brands such as JCB, Atlas Copco and Dynapac, we design, build and operate equipment workshops nationally.

From this strong working knowledge of the unique challenges faced storing, dispensing and monitoring lubricants usage, the CEA Petroleum Equipment team is well placed to assist with your lubrication equipment requirements.

We are major stockists of Graco and Piusi lubrication equipment. From a humble pump, hose reel or metered nozzle, to a fully engineered workshop storage and reticulation system, we are here to help improve the operation of your workshop facility.

We provide a wide range of Lubricants Storage, Dispensing, Metering, Filtration and Monitoring Solutions.



Self Bunded Waste Oil Storage



IBC Workshop Lubrication Distribution System



Pressfit Lubricant Reticulation



Spring Rewind Hose Reel Stand



Portable Diesel Tanks

SIZE	CODE	PUMP	HOSE	NOZZLE	BALL Baffles	LENGTH (mm)	WIDTH (mm)	HEIGHT (mm)	WEIGHT (kg)
100L	POLY-100	12V 40LPM	4m x 20mm	Auto	No	800	680	465	28
200L	POLY-200	12V 40LPM	4m x 20mm	Auto	No	800	680	710	34
300L	POLY-300	12V 45LPM	6m x 20mm	Auto	No	1,270	600	790	39
400L	POLY-400	12V 45LPM	6m x 20mm	Auto	No	1,150	820	780	45
600L	POLY-600	12V 45LPM	6m x 20mm	Auto	No	1,700	880	740	65
800L	POLY-800	12V 60LPM	6m x 25mm	Auto	Yes	1,700	1,000	860	88
1000L	POLY-1000	12V 60LPM	6m x 25mm	Auto	Yes	1,700	1,000	1,025	98
1200L	POLY-1200	12V 60LPM	6m x 25mm	Auto	Yes	1,700	1,000	1,190	115



POLY-200



POLY-300



POLY-400



POLY-600



POLY-800



POLY-1000



POLY-1200



4m Battery Cables - Easily reach your vehicle battery or power source!



Anti Static Earth Strap - Prevents static build-up and potential of ignition while refuelling



Kink Resistant Delivery Hose - 4m or 6m Delivery Hose, ensuring you can easily reach your equipment



Padlockable Lid Latch - Pad lockable locking latch for lid, to protect your investment



Removable Drain Bung - Allows for easy and complete drainage of your tank



Unique Tank Breather System - A unique tank breather system prevents the tank from sucking in



Pump Kit 240V AC 60LPM

SKU - DT6A04AAUSM61

This kit comprises the following components:

- **SUCTION SPEAR** - Telescopic Suction Spear and Drum / Tank Adaptor,
- **PUMP** - 240V AC 70lpm PA1 Pump,
- **FILTER** - FT10XA Particulate / Water Filter with pressure gauge,
- **METER** - 3 Digit Mechanical Meter,
- **HOSE** - 6m x 19mm ID Hose Scr Male BSP Ends,
- **SWIVEL** - Dual Plane Swivel,
- **NOZZLE** - Auto Shut Off Nozzle



Pump Kit 240V AC 100LPM

SKU - DT1004JAUSM11

This kit comprises the following components:

- **SUCTION SPEAR** - Telescopic Suction Spear and Drum / Tank Adaptor,
- **PUMP** - 240V AC 100lpm PA2 Pump,
- **FILTER** - FT10XA Particulate / Water Filter with pressure gauge,
- **METER** - 4 Digit Mechanical Meter,
- **HOSE** - 6m x 25mm ID Hose Scr Male BSP Ends,
- **SWIVEL** - Dual Plane Swivel,
- **NOZZLE** - Auto Shut Off Nozzle



Pump Cube 240V AC 100LPM

SKU - AF3000

Cube Style Pump features as follows

- **PUMP** - 240V AC 100lpm PA2 Pump,
- **METER** - 4 Digit Mechanical Meter,
- **HOSE** - 4m x 25mm ID Hose Scr Male BSP Ends,
- **SWIVEL** - Dual Plane Swivel,
- **NOZZLE** - Auto Shut Off Nozzle



Pump Cabinet 240V AC 60LPM

SKU - AR6A042AUS

Cabinet Style Pump features as follows

- **PUMP** - 240V AC 70lpm PA1 Pump,
- **METER** - 3 Digit Mechanical Meter,
- **HOSE** - 4m x 19mm ID Hose Scr Male BSP Ends,
- **NOZZLE** - Auto Shut Off Nozzle



Pump Kit 240V AC 50LPM

SKU - F0037601B

This kit comprises the following components:

- **SUCTION SPEAR** - Telescopic Suction Spear and Drum / Tank Adaptor,
- **PUMP** - 240V AC 50lpm EX50 Pump,
- **FILTER** - Particulate / Water Filter
- **METER** - 3 Digit Mechanical Meter,
- **HOSE** - 4m x 19mm ID Hose Scr Male BSP Ends,
- **NOZZLE** - Auto Shut Off Nozzle



PUMP 240V AC 70LPM PA1

SKU - PA1

- Self-priming vane pump
- Integrated by-pass valve
- Integrated stainless steel filter
- Easily accessible ON-OFF switch,
- Flow rate 70 l/min
- Input/output 1" F BSP
- Continuous duty design.



PUMP 240V AC 100LPM PA2

SKU - PA2

- Self-priming vane pump
- Integrated by-pass valve
- Integrated stainless steel filter
- Easily accessible ON-OFF switch,
- Flow rate 100 l/min
- Input/output 1" F BSP
- Continuous duty design.



PUMP 240V AC 50LPM EX50

SKU - F0037300A

- Explosion proof design - must be hard wired on site
- Integrated bypass valve
- Flow rate 50 l/min
- Duty cycle: 30 min on / 60 min off
- Input/output 1" F BSP



PUMP 240V AC 200LPM ST200

SKU - F00315000

- 2 x self-priming E120 diesel transfer pumps
- Integrated bypass valve
- Sturdy steel frame
- Flow rate: 200 l/min
- Continuous duty design
- Input/output 1.5" BSP / Flanged
- ON-OFF Switch

PUMPS 240V



DIESEL PETROL AVIATION FUEL

Re-Sale of Fuel

It is common practice for Rental Companies to top the fuel up in client returned equipment and to in turn invoice clients for this fuel used. Likewise Major Contractors often provide fuel to sub-contractors on site, deducting then the cost of this fuel from funds owed to the sub-contractor.

If you are invoicing or back charging for fuel used you are deemed to be reselling fuel. Your metering equipment needs to meet National Measurement Institute (NMI) calibration and certification requirements.

CEA Petroleum Equipment provides equipment and calibration services that are NMI approved and certified. We are well versed at upgrading existing site facilities to ensure compliance with NMI requirements.



NMI Approved Equipment + Calibration Services



NMI Approved SK10 Bowser



If you are invoicing or back charging for fuel used you are deemed to be reselling fuel. Your metering equipment needs to meet National Measurement Institute calibration and certification requirements



FILL-RITE
Hand Pump FILL-RITE FR112 Rotary with Litre Counter

- SKU - FR112CL
- Heavy Duty made in USA design
 - Supplied with integrated litre counter
 - Integrated anti syphon valve and pre-pump strainer
 - 40 litres per 100 revolutions
 - 500mm to 870mm telescoping steel suction pipe
 - Supplied with Drum Bung Mounting Adaptor
 - 19mm ID x 2.4m anti-static hose and nozzle spout
 - Pump can be padlocked for security
 - Spare Parts / Repair Kit Available



Adam Pumps X PIUSI
PUMP 12V DC 50LPM PB1

- SKU - PB1502200
- Self-priming vane pump
 - Integrated by-pass valve
 - Integrated stainless steel filter
 - Easily accessible ON-OFF switch
 - Flow rate 50 l/min
 - Input/output 1" F BSP
 - 2m cable with alligator clips and fuse
 - Duty cycle 30 min on and 30 min off



Adam Pumps X PIUSI
PUMP 12V DC 85LPM PB1

- SKU - PB18B2400
- Self-priming vane pump
 - Integrated by-pass valve
 - Integrated stainless steel filter
 - Easily accessible ON-OFF switch,
 - Flow rate 85 l/min
 - Input/output 1" F BSP
 - 4m cable with alligator clips and fuse
 - Duty cycle 30 min on and 30 min off



PIUSI
Pump Kit 12V DC 50LPM

- SKU - F0037501A
- This kit comprises the following components:
- **SUCTION SPEAR** - Telescopic Suction Spear and Drum / Tank Adaptor
 - **PUMP** - 12V DC 50lpm EX50 Pump
 - **FILTER** - Particulate / Water Filter
 - **METER** - 3 Digit Mechanical Meter
 - **HOSE** - 4m x 19mm ID Hose Scr Male BSP Ends
 - **NOZZLE** - Auto Shut Off Nozzle



PIUSI
PUMP 12V DC 50LPM EX50

- SKU - F00371000
- Explosion proof design
 - Integrated bypass valve
 - flow rate 50 l/min
 - Duty cycle: 30 min on / 60 min off
 - Input/output 1" F BSP



PUMP 24V DC 85LPM PB1

- SKU - PB18B4400
- Self-priming vane pump
 - Integrated by-pass valve
 - Integrated stainless steel filter
 - Easily accessible ON-OFF switch,
 - Flow rate 85 l/min
 - Input/output 1" F BSP
 - 4m cable with alligator clips and fuse
 - Duty cycle 30 min on and 30 min off



Battery Kit

- SKU - BATTERYKIT
- Deep Cycle Battery 12V 120AH AGM
 - Heavy Duty Battery Box
 - Circuit Breaker
 - 240V Integrated Charging System - Blue Smart IP65 Charger 12/7A-Bluetooth 240V
 - Plug and Play – perfect to package with one of our 12V Pumps



Solar Kit

- SKU - SOLARKIT
- Solar Panels – 2 x 50W
 - Aluminium Frame and Mounting Kit for Solar Panels
 - Deep Cycle Battery 12V 120AH AGM
 - Heavy Duty Battery Box
 - Circuit Breaker
 - 240V Integrated Charging System - Blue Smart IP65 Charger 12/7A-Bluetooth 240V
 - Plug and Play – perfect to package with one of our 12V Pumps



YANMAR

PUMP Diesel Driven Electric Start

- SKU - QP205SE/L48EVITES
- Self Priming Centrifugal Pump
 - Heavy Duty Galvanised Frame
 - Yanmar L48 4.8hp electric start single cylinder diesel engine
 - DN50 (2") Inlet / DN40 (1.5") Outlet
 - Viton seals
 - 150lpm end of nozzle flow rate
 - High Pressure Model / Self Primes to 7.6m / Max Head 28m
 - Emergency Stop

**Hand,
12V, 24V
and Engine
Driven
Pumps**



**PIUSI MC BOX**

SKU - F1398000C

- Electronic fluids management console.
- Low cost yet feature packed electronic fluids management system
- Provides control over dispensing of liquids and reports on the date / time / volume of liquid dispensed, the vehicle details and operator details
- PC based software with USB on site data transfer - additional purchase code PIUSI-SOFTWARE-BUNDLE.
- Cost effective upgrade to an existing dispensing system to provide security and electronic reporting of fuel dispensed
- Up to 80 users
- Memory for 255 transactions

**PIUSI CUBE MC**

SKU - F0059400B

- Dispenser with Integrated Electronic Fluids Management System
- Flow Rate 70 l/min
- 4m x 25mm ID Hose and Auto Shut Off Nozzle
- Provides control over dispensing of liquids and reports on the date / time / volume of liquid dispensed, the vehicle details and operator details
- PC based software with USB on site data transfer – additional purchase code PIUSI-SOFTWARE-BUNDLE
- Up to 50 users
- Memory for 255 transactions

**PIUSI SELF SERVICE 100 MC**

SKU - F0074101D

- Dispenser with Integrated Electronic Fluids Management System
- Flow Rate 90 l/min
- 30um Water Capture Filter
- 4m x 25mm ID Hose and Auto Shut Off Nozzle
- Provides control over dispensing of liquids and reports on the date / time / volume of liquid dispensed, the vehicle details and operator details
- PC based software with USB on site data transfer – additional purchase code PIUSI-SOFTWARE-BUNDLE
- Up to 80 users
- Memory for 255 transactions

**PIUSI Software Bundle**

SKU - PIUSI-SOFTWARE-BUNDLE

- Comprising:
- F00773010 - FMS PIUSI SOFTWARE 2018 USB
 - F1249600A - 1 x Piusi Red Manager Key
 - F1590400A - 1 x PKT 10 Piusi Yellow User Keys
 - F1226201A - 1 x Piusi USB Key Reader.

**iFUEL MOBILE**

SKU - IFUELMOBILE

- Fuel Management from your smartphone
- Powerful Cloud Based Reporting
- Live transfer of transaction data immediate once the vehicle fill has occurred
- Captures and records the Date, Time, Volume of Fuel Dispensed, Vehicle Details and Operator Details
- One nozzle dispensing
- Optional Tank Gauge upgrade to feed through to the Cloud Based Software the tank levels
- Optional QR Code upgrade to scan vehicles for automatic vehicle recognition

**iFUEL LITE**

SKU - IFUELLITE

- Entry Level Console Based Electronic Fluids Management System
- Data is downloaded onto an iFUEL USB Key on site and transferred to the iFUEL cloud based software via any web connected computer.
- Powerful Cloud Based Reporting
- Captures and records the Date, Time, Volume of Fuel Dispensed, Vehicle Details and Operator Details
- Two nozzle dispensing
- Optional Tank Gauge upgrade to feed through to the Cloud Based Software the tank levels
- Supplied with 10 x RFID Tags

**iFUEL LITE ONLINE**

SKU - IFUELLITE-ONLINE

- Entry Level Console Based Electronic Fluids Management System
- Data is uploaded to the iFUEL cloud software once per day (at a time that suits you) via the integrated modem
- Powerful Cloud Based Reporting
- Captures and records the Date, Time, Volume of Fuel Dispensed, Vehicle Details and Operator Details
- Two nozzle dispensing
- Optional Tank Gauge upgrade to feed through to the Cloud Based Software the tank levels
- Supplied with 10 x RFID Tags

**iFUEL PRO**

SKU - IFUELPRO

- Console Based Electronic Fluids Management System
- Data is uploaded to the iFUEL cloud software live via the integrated modem
- Fully optioned powerful Cloud Based Reporting
- Captures and records the Date, Time, Volume of Fuel Dispensed, Vehicle Details and Operator Details
- Two nozzle dispensing as standard, able to be upgraded up to 16 nozzles
- Tank Gauge interface to feed through to the Cloud Based Software the tank levels

**iFUEL BANK**

SKU - IFUELBANK

- Unattended payment terminal for fuel retailing
- Will accept all major Credit and Debit Cards
- National Measurement Institute approved for the resale of fuel
- Integrated receipt printer
- Console Based Electronic Fluids Management System
- Data is uploaded to the iFUEL cloud software live via the integrated modem
- Fully optioned powerful Cloud Based Reporting
- Captures and records the Date, Time, Volume of Fuel Dispensed, Vehicle Details and Operator Details
- Two nozzle dispensing as standard, able to be upgraded up to 16 nozzles
- Tank Gauge interface to feed through to the Cloud Based Software the tank levels

Electronic Fluids Management





Macnaught Fuel Filter

SKU - HA-01

- 1" F BSP Inlet and Outlet
- 10 micron filter element
- Removes particulate and water
- Clear bowl with drain for water removal
- 70lpm flow rate
- Suitable for Gravity Fed or Pumped applications



Adam by Piusi Fuel Filter

SKU - FT10XA

- 1" F BSP Inlet and Outlet
- 30 micron filter element
- Removes particulate and water
- Saturation Level Indicator Pressure Gauge
- 100lpm Flow Rate
- Suitable for Gravity Fed or Pumped applications



Bulk Fuel Tank Kit

SKU - P902973

- Kit for Bulk Tanks
- 1" M BSP Inlet and Outlet
- 10 micron filter element
- Removes particulate and water
- Suitable for Gravity Fed or Pumped applications
- Saturation Level Indicator Pressure Gauge
- TRAP 1" M BSP Tank Breather to remove dust and moisture from the air entering the tank when dispensing fuel.
- 80lpm Flow Rate



Dispensing Kit 121lpm

SKU - X900098

- 1" M BSP Inlet and Outlet
- 7 micron Particulate Removal Element - DBB8777
- Pressure Gauge to indicate filter life
- Maximum Pressure 350psi
- 121lpm Flow Rate



Clean and Dry Kit 189lpm

SKU - P506073

- 1.25" F NPT Inlet and Outlet
- 4 micron Particulate Removal Element - DBB8666
- 20 micron Water Removal Element - DBB0248
- Up and Downstream Pressure Gauges to provide differential pressure indication
- Maximum Pressure 350psi
- 189lpm Flow Rate
- Part Number X900096 for 7 micron Particulate Removal option



Fast Flow Kit 375lpm

SKU - X900018

- 1.5" F BSP Inlet and Outlet
- 4 micron Particulate Removal Element x 2 - DBB8666
- 20 micron Water Removal Element x 2 - DBB0248
- Up and Downstream Pressure Gauges to provide differential pressure indication
- Maximum Pressure 350psi
- 375lpm Flow Rate
- Part Number X900097 for 7 micron Particulate Removal option



Filtered Air Breather DN25

SKU - P766646

- Will prevent the ingress of dust and moisture laden air into your drum or tank
- For every litre of product dispensed a litre of air enters the tank, this air is contaminated with dust and moisture
- 1" M BSP
- Anti Splash - suitable for fuel trailers, mobile tanks, static tanks



Filtered Air Breather DN40

SKU - P506159

- Will prevent the ingress of dust and moisture laden air into your drum or tank
- For every litre of product dispensed a litre of air enters the tank, this air is contaminated with dust and moisture
- High capacity 3 micron air filter with a deliquescent breather that regenerates itself when air is expelled from the tank
- 1.5" F BSP
- Integrated bypass valve to ensure air flow in the event of the filter element blocking
- Service life indicator
- For inlet or outflow up to 500 lpm



Filtered Air Breather DN80

SKU - TRAP-ASSEMBLY

- Will prevent the ingress of dust and moisture laden air into your bulk tank
- For every litre of product dispensed a litre of air enters the tank, this air is contaminated with dust and moisture
- 2 x high capacity 3 micron air filters with a deliquescent breather that regenerates itself when air is expelled from the tank
- 3" M BSP
- 4 x integrated bypass valves to ensure air flow in the event of the filter element blocking
- Service life indicator
- For inlet or outflow up to 1000 lpm
- 304 SS Body



Filters





Meter Mechanical 4 Digit 120LPM

- SKU - RF4D1
- 1" F BSP
 - Flow rate 20-120 l/min
 - Nutating disk for the high precision measurement
 - Partial 4-digit / resettable totaliser 8-digit
 - Calibration screw for precision calibration
 - Suitable for us in gravity dispensing applications
 - Precision ± 1 %



Meter Mechanical 3 Digit 120LPM

- SKU - TF3A1X
- 1" F BSP
 - Flow rate 20-120 l/min
 - Nutating disk for the high precision measurement
 - Partial 3-digit / resettable totaliser 8-digit
 - Calibration screw for precision calibration
 - Suitable for us in gravity dispensing applications
 - Precision ± 1 %



Meter Electronic 150LPM

- SKU - ILG00D
- 1" F BSP
 - Flow Rate 10-150LPM
 - Unit of measure: litre, gallons, pints, quarts or customised
 - Power supply: 2 x 1,5V AAA included
 - Dispensing Display: 4 + 2 decimal digits
 - Totaliser: 6 digits
 - Precision [%]: ± 0,5 / Repeatability [%]: 0,2
 - Max pressure [bar/psi]: 3,5/51



Meter Electronic 150LPM

- SKU - F0040700A
- 1" M BSP
 - Flow Rate 7-120LPM
 - Unit of measure: litre, gallons, pints, quarts or customised
 - Power supply: 2 x 1,5V AAA included
 - Display can be rotated
 - Dispensing Display: 5 + 2 decimal digits
 - Totaliser: 6 digits
 - Precision [%]: ± 1 / Repeatability [%]: 0,2
 - Max pressure [bar/psi]: 10/150



Meter Mechanical 4 Digit 220LPM

- SKU - K700M
- 1.5" F BSP
 - Flow Rate 20-220LPM
 - Integrated Strainer 400um
 - 4 digit resettable and 8 digit non-resettable totaliser
 - Precision [%]: ± 1
 - Pressure (bar)-(psi) 10-145
 - Oval Gear Design



Meter Range Mechanical, Electronic or Pulse

- SKU - OM Series
- Meter Sizes: 1/8" to 4" (4 mm to 100 mm)
 - Fitting Connections: NPT F, BSPP F, and Flange
 - Flow Range: 1 L/HR to 2,500 L/MIN
 - Accuracy: +/- 1 % of reading (1/8" to 3/s") +/- 0.5% of reading (1/2" to 4")
 - Pressure: 70 to 5,800 psi (5 to 400 bar)
 - Display Options: Mechanical, Electronic and Pulse Output



Meter Range Mechanical, Electronic or Pulse

- SKU - 700 Series
- Meter Sizes: 1.5" to 6" (40 mm to 150 mm)
 - Fitting Connections: Flanged
 - Flow Range: 19 L/MIN to 3,785 L/MIN
 - Accuracy: +/- 0.15 % - Repeatability +/- 0.02%
 - Pressure: 275 psi (19 bar)
 - Display Options: Mechanical, Electronic and Pulse Output

Meters





DIPSTICK

SKU - DIP

- We custom manufacture calibrated dipsticks to suit your specific tank
- Choice of materials include Anodised Aluminium or 316 SS
- Each dipstick is professionally etched to ensure long lasting, easy to read, increments of liquid level



MECHANICAL LEVEL GAUGE

SKU - GLL63

- Mechanically Operated Liquid Level Gauge
- Mounted vertically from the top of the tank
- As the liquid level changes, the float follows that change and uses a magnetic coupling to transfer that motion from the float to the level indicator dial
- Available in 130mm to 1200mm lengths
- 1½" BSP Male thread connection
- Solid head to prevent media from contaminating the gauge
- Easy-to-install; just screw it in and it's ready to go!



MULTI FLOAT LEVEL SWITCH

SKU - TLL70

- Custom assembled multi-level float switch
- Magnet and reed switch design
- Maximum of 6 Switch Points
- Any length up to 2000mm
- 1" BSP Male Connection



LIQUID LEVEL SENSOR 10-180 OHM OUTPUT

SKU - TLL130

- Default output of 10-180 Ohms
- Lengths of up to 2000mm
- No moving parts
- 1/2" BSP Male Thread Connection
- Supplied with 4 way Delphi Packard connector (Metri-Pak 150 series)



LIQUID LEVEL SENSOR 4-20 mA OUTPUT

SKU - TLL352

- Default output of 4-20 mA
- Lengths range from 500mm to 1250mm
- No moving parts
- 1" BSP Male Thread Connection



OCIO TANK GAUGE

SKU - F0075510D

- Continuous tank level monitoring device
- Electronic tank contents gauge
- Maximum tank height 4m
- Displays in L / mm / percent
- Accuracy +/-5-7%
- High/Low level alarm can be configured
- Two relays for connection to other equipment



C5020 TANK GAUGE

SKU - C2020-A-C23

- Continuous tank level monitoring device
- Electronic tank contents gauge
- Accuracy +/- 1%
- High/low level audible and visual alarm
- 4-20 mA output
- Bund alarm input circuit
- Suitable for tanks up to 3m in height



DAY TANK CONTROLLER

SKU - T4000-240PR

- Generator day tank fuel level controller
- Four Inputs are used for pump control and fail safe. The four inputs are commonly set at Low / Low / High / High High
- Use with up to 4 float level switches
- Maximum tank height 4m
- LED indicators change colour to indicate status of system



T5020 TANK GAUGE

SKU - T5020

- Continuous tank level monitoring device
- Electronic tank contents gauge
- Accuracy +/- 0.5%
- 4 volt free outputs
- 4-20 mA output for BMS + Modbus RTU as standard
- Integrated Bund Alarm function
- Suitable for any height / shape of Tank.



EV200D TANK GAUGE

SKU - EVO200D

- Suitable for use with up to 6 tanks.
- Maximum tank height 3m
- Provides turbine pump interface, inventory reconciliation, and tank auto-calibration.
- Accuracy +/- 0.1%
- Remote connectivity with integrated IP address
- Highly-intuitive, full-colour, icon-based touch screen
- 2 relay output channels



iFUEL TANK

SKU - iFUEL-TANK

- Integrated live linked communication device designed to transmit the data from your automatic tank gauging system to the iFUEL Cloud web site
- iFUEL Tank 1 - will monitor one tank
- iFUEL Tank - will monitor up to 4 tanks, with an expansion card available to increase this to 8 tanks
- Integrates with the markets most popular tank gauge systems via a simple cable connection offering easy and effective web based stock reconciliation

Gauges





HOSE MAST

SKU - HOSEMAST

- Engineered to suspend the dispensing hose when not in use
- Typical configuration is 4m high with integrated counterweight, roller assembly and Hose Bun hose holder.
- The most common application is for 10m of dispensing hose providing a refuelling radius of 10m from the hose connection point.
- Fully galvanised with a choice of tank connection kit or base plate kit for bolting to existing concrete pad
- The counterweight is customised based upon the hose diameter and hose length used



HOSE BUN HOSE HOLDER

SKU - HOSEBUN

- Patented polyurethane saddle for suspension of hoses
- Protects the hose from damage including kinking and mechanical damage caused by hose clamps thus prolonging the life of the expensive hose in use.
- Suitable for hoses from 3/4" (19mm) to 12" (300mm)
- Supplied with UV treated polyester sling which is fastened in a choker position



QUICK RELEASE COUPLING ISO7241-A RANGE

SKU - ISO7241A

- Used for quick coupling and uncoupling of diesel, lubricants or hydraulic lines.
- Stocked in a range of sizes from 1/4" to 2", with 1/2" (12.7mm) being our most popular size sold
- The Male and Female fittings are connected by pushing on a sleeve. This guarantees a flush connection between the two coupling halves.
- Maximum working pressure 350 bar.



QUICK RELEASE COUPLING ISO16028 RANGE

SKU - ISO16028


- Used for quick coupling and uncoupling of diesel, lubricants or hydraulic lines.
- The flat face assist with preventing contamination when connecting, each face can be simply wiped down to prevent the ingress of dust in the fluid line.
- Stocked in a range of sizes from 1/4" to 1", with 3/8" (9.53mm) being our most popular size sold
- A safety system against accidental uncoupling is engineered into the female fitting
- Maximum working pressure 350 bar.



DUAL PLANE SWIVEL

SKU - F14567000

- Allows the nozzle to rotate 360 deg in 2 planes and provides maximum hose and nozzle movement when refuelling vehicles.
- The dual plane action of the swivel reduces the stress on the fuel hose therefore extending the service life of refuelling system
- 1" (DN25) BSP Male one end, 1" (DN25) BSP Female one end



FUEL HOSE T605AA

SKU - T605AA

- Size range 3/4" (19mm) to 8" (200mm)
- Suction and discharge applications of petrol, diesel, low pressure lubricants
- Maximum pressure 150psi
- Tube: black conductive NBR.
- Reinforcement: high tensile textile cords with embedded steel helix wire.
- Cover: black CR - abrasion, ozone and hydrocarbon resistant



FUEL HOSE FLEXNOR MINETUFF

SKU - 1SN/R1AT

- Size range 1/4" (6.4mm) to 2" (50mm)
- Suction and discharge applications of petrol, diesel, lubricants, air, water, coolant.
- Maximum pressure up to 3250psi
- Tube: oil resistant synthetic rubber.
- Reinforcement: one high tensile steel braid.
- Cover: abrasion, ozone and hydrocarbon resistant synthetic rubber



HOSE REEL DIESEL CW 10M X 25MM ID HOSE

SKU - F0075003B

- Automatic spring rewind fuel hose reel
- Protected latch mechanism which prevents injury
- Adjustable arm brackets for easy positioning
- Supplied c.w 10m x 25mm (1") ID Quality Diesel Rated Hose
- Max Pressure (Bar) - 10
- Inlet - 1" F BSPP Swivel / Outlet - 1" M BSPP



NOZZLE DIESEL 60LPM AUTOMATIC

SKU - F00603060

- Automatic shut off diesel fuel nozzle
- 3 position stay open latch
- 1" F BSP Swivel
- Flow Rate (lpm) - 10-70



NOZZLE DIESEL 120LPM AUTOMATIC

SKU - F00610020

- Automatic shut off diesel fuel nozzle
- 3 position stay open latch
- 1" F BSP Swivel
- Flow Rate (lpm) - 20-120



NOZZLE PETROL 60LPM AUTOMATIC

SKU - F00613020


- Automatic shut off petrol fuel nozzle
- Not suitable for gravity applications
- 1" F BSP Swivel
- Flow Rate (lpm) - 10-60



HIGH FLOW REFUELLING NOZZLE 800LPM

SKU - BNM800

- Incorporates automatic shut-off functionality when installed with correctly matched receivers and tank vents, and are suitable for use with diesel fuel
- Nozzles work with Banlaw receivers and vents to automatically shut off refuelling when the tank is full.
- Up to 800lpm
- Ergonomic design for quick and easy manual handling





ADBLUE TANK SELF BUNDED HEAVY DUTY

- SKU - ABHD
- Available in 5,500L, 11,000L, 16,500L, 22,000L and 30,000L
 - 304 SS Primary Tank and Wetted Parts. Fully Insulated. Carbon Steel Secondary Tank
 - Lockable Bunded Pump Bay Housing
 - Removal Roof for access to Primary Tank
 - Small footprint, perfect for retail and commercial applications



ADBLUE TANK SINGLE WALL

- SKU - ABSD
- Available in 2,500L, 3,000L, 5,000L
 - Slimline Design.
 - Heavy Duty Translucent Poly Material specifically engineered for the storage and dispensing of AdBlue
 - 304 SS Fill Line
 - Removable manway access with spare outlets and vent assembly



ADBLUE PUMP 240V CABINET

- SKU - F0020196A
- Plug and play AdBlue Dispensing solution
 - Lockable powder coated cabinet
 - Kit includes suction hose assembly, 240V 34lpm Pump, Electronic Meter, 4m x 19mm ID Dispensing Hose and Auto Shut Off Nozzle
 - 20 minute duty cycle



ADBLUE PUMP 240V

- SKU - XB400200
- 240V 34lpm Diaphragm Pump
 - 20 minute duty cycle
 - 1" (DN25) BSP Inlet and Outlet
 - Supplied with 3/4" (DN20) Hose Tails
 - Integrated bypass valve



ADBLUE IBC DISPENSING KIT

- SKU - XB400271 + KT29262
- Kit suitable for dispensing AdBlue from 1000L IBC's
 - Bottom Suction configuration designed to prevent contamination of the AdBlue
 - Stainless Steel IBC Bracket with Bunded Nozzle Stow
 - 240V AC 34lpm Pump, Inline Digital Meter, 2m x 19mm ID suction Hose c.w S60x6 Bottom IBC Outlet Adaptor, 6m x 19mm ID Dispensing Hose and Auto Shut Off Nozzle



ADBLUE METER K24

- SKU - F0040710A
- Reliable and accurate turbine digital flow meter
 - 1" (DN25) Male BSP Inlet/Outlet - supplied with socket to allow for Male / Female installation
 - Flow rate: 6-100ltrs Per Min
 - Face can be rotated 4 ways for easy reading. Flow rate indication
 - LCD electronic display (2 x AAA batteries)
 - Accuracy +/-1% after calibration - Working temperature -10°C/+50°C
 - 5 digit partial and 6 digit totaliser



ADBLUE FILTER 3D

- SKU - F00611D00
- Specifically designed for removing debris and crystallisation from AdBlue
 - 1" (DN25) BSP Female Threads
 - 200um filter media
 - Operating pressure 12 bar max
 - Maximum Flow Rate - 38lpm



ADBLUE IBC GRAVITY KIT

- SKU - F1551700A
- Provides for gravity dispensing from 1000L IBC's
 - Supplied with S60x6 Bottom IBC Outlet Adaptor, 3m x 19mm ID Dispensing Hose and Manual Shut Off Nozzle
 - The Piusi K24 F0040710A Electronic Meter can be used with this kit



ADBLUE HOSE REEL CW 8M X 19MM ID HOSE

- SKU - F0075007C
- Automatic spring rewind AdBlue hose reel
 - Protected latch mechanism which prevents injury
 - Adjustable arm brackets for easy positioning
 - Supplied c.w 8m x 3/4" (DN20) ID Quality AdBlue Rated Hose
 - Max Pressure (Bar) - 10
 - Inlet - 3/4" (DN20) Hosetail Swivel / Outlet - 3/4" (DN20) M BSPP
 - Option for 15m x 3/4" (DN20) Reel part number F0075011B



ADBLUE HOSE ELAFLEX

- SKU - 12-16100-982
- Premium 16mm ID AdBlue hose.
 - Supplied with stainless steel hose couplings
 - Plasticiser-free and leaching resistant lining, this dispenser hose ensures constant purity of the dispensed AdBlue solution.
 - Highly flexible and available either with black or blue cover
 - Lining NBR, cover CR; low tensile textile braid, working pressure 16 bar, bending radius 80 mm, weight 0,4 kg/m, max. reel length 80 m. Corresponds to ISO 22241-1.



ADBLUE NOZZLE AUTOMATIC SHUT OFF SB325_X

- SKU - F0061700A
- Patented automatic nozzle engineered with integrated break-away system, swivel and stainless steel spout.
 - Features a reliable, ergonomic, UV resistant and flexible body
 - Safety is guaranteed by the break-away system. In the event that a vehicle accidentally drives away with the nozzle still in the tank, the spout is designed to detach from the nozzle.
 - The nozzle can be quickly repaired by simply fitting a new spout.
 - Up to 45lpm flow rate.
 - Maximum 3.5bar operating pressure
 - 3/4" (DN 20) Male Hosetail inlet



ADBLUE NOZZLE AUTOMATIC SHUT OFF ZVA 4.0 AB-SW

- SKU - ZVA 4.0 AB-SW
- Suitable for use in Retail and Commercial applications.
 - Made in Germany Quality
 - 1" (DN25) Male BSP inlet
 - Integrated Swivel Inlet
 - 3-speed lever latch with removable latch pin and strainer

Adblue[®] Equipment



Field Service

Our goal is to keep our customers fuelling. Your non-core is our core. Site petroleum facilities are often untouched and unkept. It is only when your fleet is standing still and can't access fuel from your site tank that you realise the importance of the reliability and operation of your petroleum equipment.

Our trained technicians are experts in routine servicing or urgent assessment and repair. The CEA Petroleum Field Service Team is available 24 hours a day, seven days a week, to make sure your petroleum assets are always protected.

We have developed and implemented world class systems to assist you with the maintenance and compliance of your site petroleum equipment.

Our focus is downstream commercial petroleum equipment. We are in a unique position to provide you with both expert statutory compliance advice and industry best practice experience, to ensure that your petroleum facilities are operating at their best.



Tank Medic Fuel Hygiene



Commercial or NMI Calibration



Our goal is to keep our customers fuelling. Our trained technicians are experts at preventative maintenance or urgent assessment and repairs

PRODUCT SUPPORT



Finance

With CEA Petroleum Equipment Financial Services we understand your industry and can tailor a finance package to suit you. Whether you require a Chattel Mortgage, Hire Purchase, Lease or Operating Lease we have an option to suit your business.

Wherever you are, we are.

With a network of over 90 dealers and outlets in Australia, our aim is to provide world class support for you, your business and your equipment.

Trust the genuine article.

Our distribution centres are at the heart of our support network. We stock an extensive range of petroleum equipment at our centres in Sydney, Melbourne and Perth, and we use the latest logistics and warehouse management systems to minimise downtime and get parts to you as quickly as possible.

Keeping you up and running.

Our goal is to keep our customers working. Our trained technicians are experts on routine servicing or urgent assessment and repair, and they're available 24 hours a day, seven days a week, to make sure your petroleum assets are always protected.

Visit www.ceapet.com.au to find your nearest branch or dealer.



1300 733 102

ceapet.com.au