




Modular Saunas

Avalon Quality Modular Saunas fit almost anywhere and are built for quick and easy assembly using a unique locking system. Like our Catalina models, we use 1" x 4" Western Red Cedar boards for the interior panel facing and 2" x 2" Western Red Cedar benchtops. Available in standard sizes from 3 x 4 to 10 x 12, the kits include the following components:


- Modular insulated panels with exclusive locking system for walls
- Insulated ceiling panels
- Interior wood is a true 1" x 4" Western Red Cedar (¾" material compared to competitors ½" material)
- Exterior wood of ruff-sawn Mahogany plywood on all walls
- Matching trim for ceiling (1" x 1")
- Assembled 2" x 2" Western Red Cedar benches with 2" x 4" facing
- Avalon SBA heater, Matrix Blue (baked on enamel) casing with built-in controls up to 7 x 8 – larger rooms have SC floor model heater and wall controls
- Stones 50# to 100#
- Cedar heater fence
- Prehung Fir door with 16" x 60" clear glass window
- P5511 wall light
- Light switch
- 0301K wood thermometer
- 102N 1 gal. wood bucket with plastic liner
- 106/40 wooden dipper
- V10 (1 set) metal vents painted white – upper vent
- Lower vent cut into 2" x 4" wood base
- SD12 Superdek flooring, terra cotta, for walking area of room
- Cedar headrests for upper benches
- Assembly video



The accessories above are standard with every Avalon Modular Sauna.

Options or Extras

- Wall mounted control or control with contactor
- 36" ADA door available
- 12" x 60" and 12" x 30" clear glass side light
- ½" x 4" clear Western Red Cedar exterior



Outdoor Sauna

Add a roof to one of our Avalon or Catalina modular saunas and you will discover a new world of possible locations. The fully insulated outdoor sauna sits on a level waterproof foundation that you provide. Roof kits provided are unassembled and require carpentry skills.



Model SWA

Model SBA (Standard)

Avalon heaters have a Matrix Blue baked enamel exterior and stainless steel interior. See our heater page for a full selection of heaters for all room sizes.



Model AM66
Shown with standard ruff-sawn mahogany exterior.

24" standard glass doors are clear. Obscure (frosted) is an option. 36" ADA door also available. Select right or left hinge.



Obscure (Frosted)

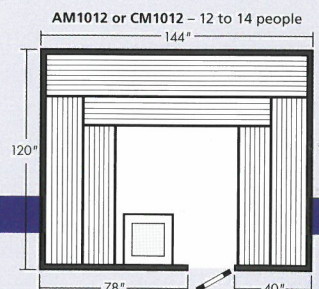
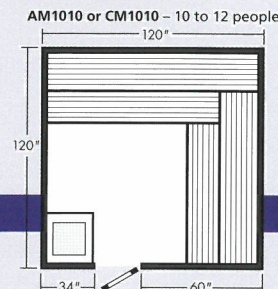
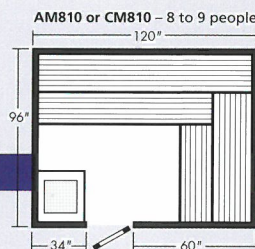
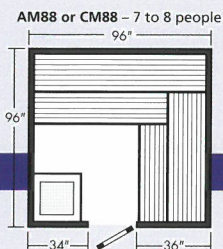
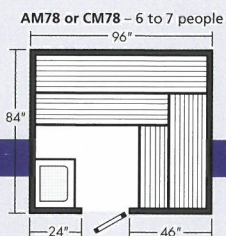


AM56 shown with optional Cedar exterior, wall mounted controls, clear side light, Cedar vent and cedar skirt.

Floor Plans

Our standard prefab package sizes are shown below. Dimensions shown are the finished exterior measurements. The AM34 has a 22" door with clear glass. All other sizes have a 24" door with clear glass.

Floor plan sizes continue on reverse side.



SAUNA WAREHOUSE

800-906-2242 • www.saunas.com

© 2003. Manufacturer reserves the right to make technical changes.