



PERFORMANCE

MODE: MAMBA F405
 MCU: STM32F405
 SIX-AXIS: MPU6000
 FLASH: 16M
 OSD: YES
 BEC: 5V 1.5A
 INPUT: 3~6S LIPO (12.6V~25V)
 MOUNTING: 30.5mm/M3
 WEIGHT: 6g




PERFORMANCE

MODE: MAMBA F405mini
 MCU: STM32F405
 SIX-AXIS: MPU6000
 FLASH: 16M
 OSD: YES
 BEC: 5V 1A
 INPUT: 2~4S LIPO (7.4V~16.8V)
 MOUNTING: 20mm/M3
 WEIGHT: 3.5g



PERFORMANCE

MODE: MAMBA F25 4IN1 ESC
 SOFT: Dshot300/Dshot 600
 INPUT VOLTAGE: 2~4S (7.4V~16.8V)
 CONTINUE CURRENT: 20A×4
 BURST CURRENT: 25A (5S)
 BEC: NO
 MOUNTING: 20mm/M3
 WEIGHT: 6.6g



PERFORMANCE

MODE: MAMBA F40 4IN1 ESC
 SOFT: Dshot300/Dshot 600
 INPUT VOLTAGE: 3~6S (12.6V~25V)
 CONTINUE CURRENT: 40A×4
 BURST CURRENT: 50A (5S)
 BEC: NO
 MOUNTING: 30.5mm/M3
 WEIGHT: 11.5g

