

JACK MASON

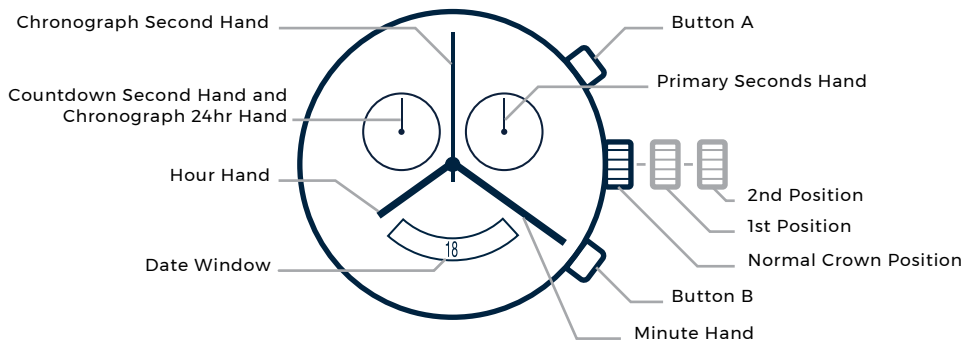
HALYARD

Regatta Timer

JM-N105-003



ISASWISS 8270B Yachting Movement




Setting The Time

1. To set the watch, pull the crown to **2nd Position**.
2. Rotate the crown toward 6 o'clock to advance the date.
3. Advance the date until it is one day short of the current date.
4. Pull the crown out to **2nd Position**.
5. Rotate the crown toward 6 o'clock and advance the time until the date changes to today's date.
6. Set the watch to the current time.
7. Return the crown to **Normal Position**.


YACHT RACING WITH YOUR WATCH

START SIGNAL (WHAT YOU SEE)


T-10 MINUTES
Warning horn sounded




T-5 MINUTES
Class flag raised
Warning horn sounded




T-4 MINUTES
Preparatory flag raised
Warning horn sounded



T-1 MINUTE
Preparatory flag lowered
Warning horn sounded




RACE START
Class flag lowered
Warning horn sounded

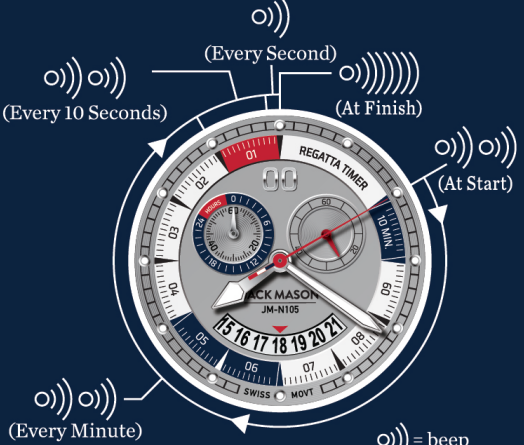


START SIGNAL (ON YOUR WATCH)

Press pusher "A" to start the countdown timer
(If the race countdown is less than 10 minutes press the "B" pusher to advance the countdown by 1 minute)



The center hand is the main timing hand counting down from 10 minutes to 0. The 10 o'clock subeye shows timing seconds. Both move every 2 seconds to conserve battery.



o))) = beep

After the countdown finishes, the watch begins a standard chronograph timing function which can be stopped with the "A" pusher and reset with the "B" pusher