

# JACK MASON

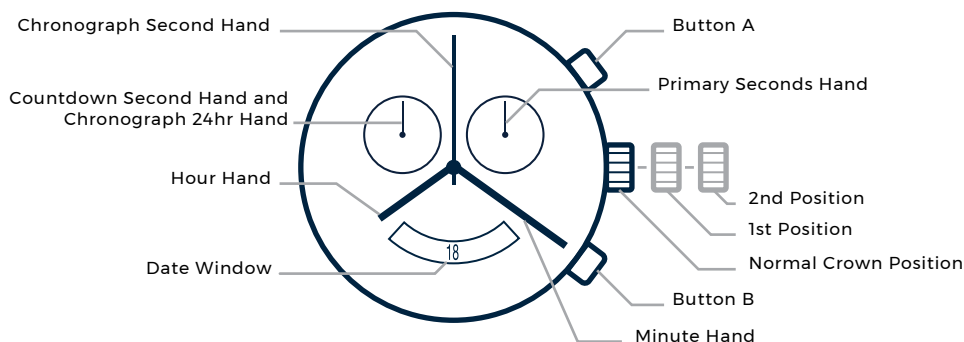
## HALYARD

Regatta Timer

JM-N105-002



### ISASWISS 8270B Yachting Movement




### Setting The Time

1. To set the watch, pull the crown to **2nd Position**.
2. Rotate the crown toward 6 o'clock to advance the date.
3. Advance the date until it is one day short of the current date.
4. Pull the crown out to **2nd Position**.
5. Rotate the crown toward 6 o'clock and advance the time until the date changes to today's date.
6. Set the watch to the current time.
7. Return the crown to **Normal Position**.


## YACHT RACING WITH YOUR WATCH

### START SIGNAL (WHAT YOU SEE)


**T-10 MINUTES**  
Warning horn sounded




**T-5 MINUTES**  
Class flag raised  
Warning horn sounded




**T-4 MINUTES**  
Preparatory flag raised  
Warning horn sounded



**T-1 MINUTE**  
Preparatory flag lowered  
Warning horn sounded




**RACE START**  
Class flag lowered  
Warning horn sounded

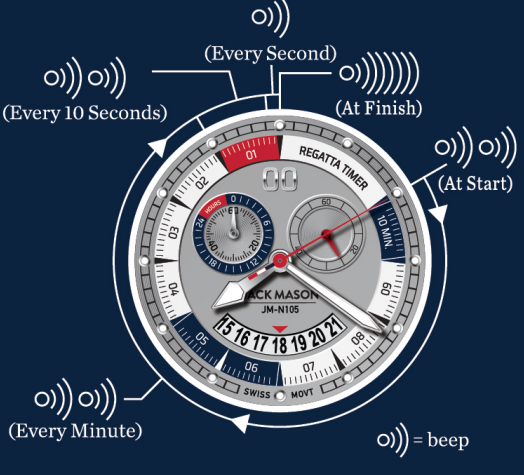


### START SIGNAL (ON YOUR WATCH)

Press pusher "A" to start the countdown timer  
(If the race countdown is less than 10 minutes press the "B" pusher to advance the countdown by 1 minute)



The center hand is the main timing hand counting down from 10 minutes to 0. The 10 o'clock subeye shows timing seconds. Both move every 2 seconds to conserve battery.



After the countdown finishes, the watch begins a standard chronograph timing function which can be stopped with the "A" pusher and reset with the "B" pusher