



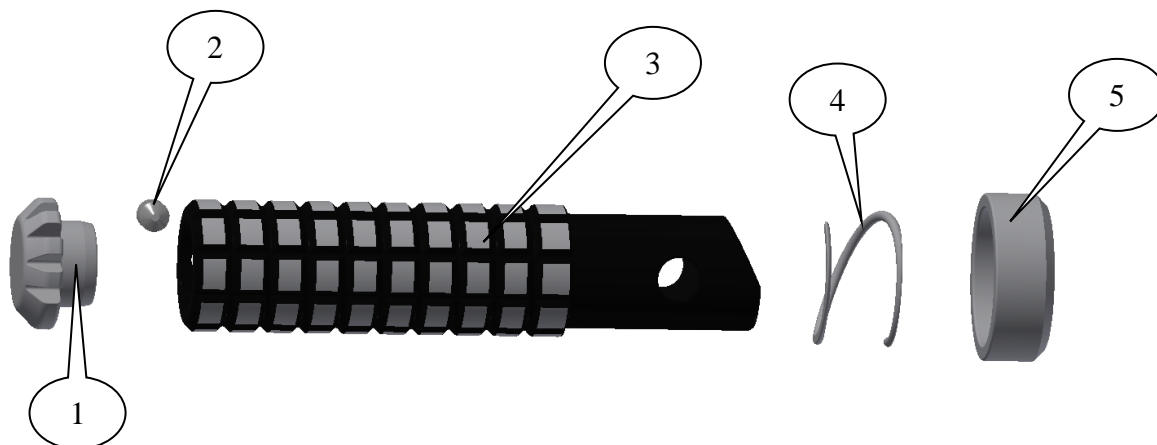
**FITTING INSTRUCTIONS FOR RFP0001**  
**REPLACEMENT PILLION FOOTPEGS KAWASAKI VULCAN S 2015**



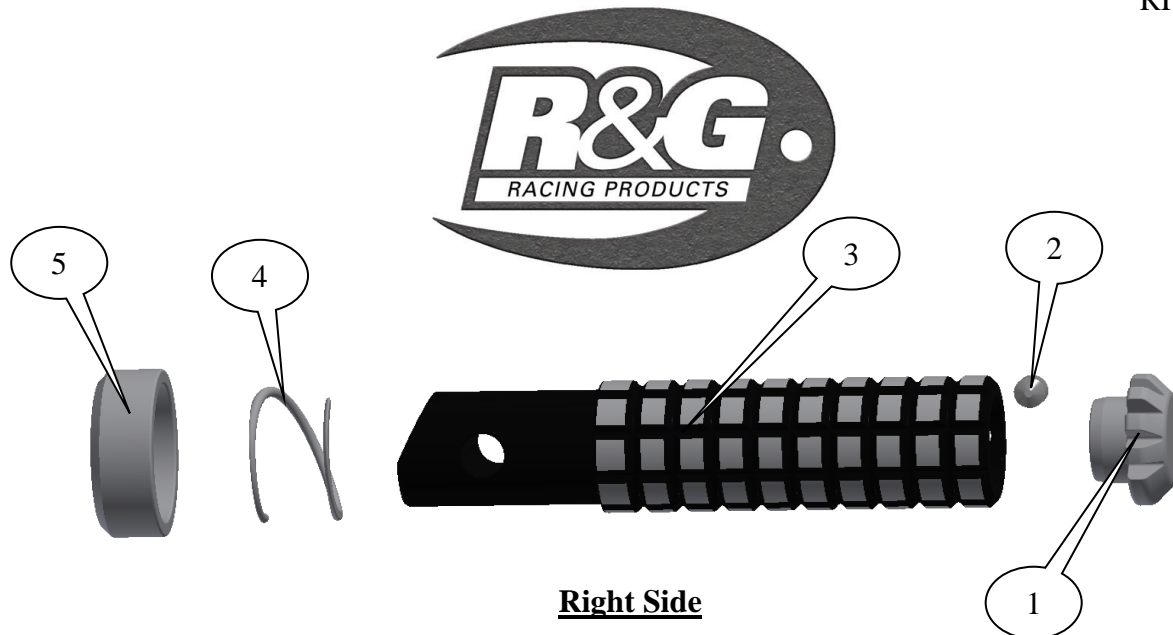
**THIS KIT CONTAINS THE ITEMS PICTURED AND LABELLED BELOW.**  
**DO NOT PROCEED UNTIL YOU ARE SURE ALL PARTS ARE PRESENT.**

Please note that the way the kit is packed does not necessarily represent the way of mounting to the bike

THE PARTS SHOWN MAY BE REPRESENTATIVE ONLY (FOR CLARITY OF INSTRUCTIONS ONLY)



**Left Hand Side**



**Right Side**


**LEGEND**

- ITEM 1= PEG SLIDER (PS0005) (x2).  
 ITEM 2= M6 x 4mm LONG SET SCREW (x2).  
 ITEM 3= REPLACEMENT FOOTPEG (RP0006) (x2).  
 ITEM 4= SPRING (SPR0003) (x2).  
 ITEM 5= SPRING SPACER (S0918) (x2).


Please note that in cases where kits are packed with rubber washers holding the components onto the bolt – *the rubber washers should be thrown away!*

**TOOLS REQUIRED**


- Flat bladed driver.
- 3mm A/F Allen key.



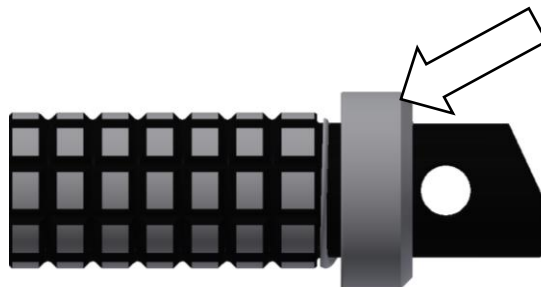
PICTURE 1




PICTURE 2




PICTURE 3



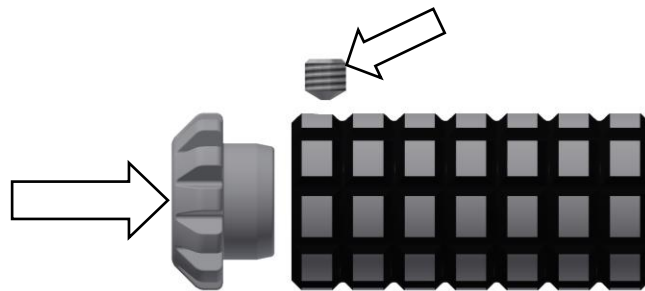
PICTURE 4



PICTURE 5



PICTURE 6



PICTURE 7

## **FITTING INSTRUCTIONS**

- To fit the R&G pillion footpegs, remove the 'E' clip securing the OEM footpeg pin in place, as arrowed in picture 1 (please keep for use on reassembly).
- Remove the footpeg pivot pin as arrowed in picture 2 (please keep for use on reassembly).
- Place one of the springs (item 4) over the replacement footpeg (item 3) and up to the shoulder as shown in picture 3.
- Place one of the spring spacers (item 5) onto the replacement foot peg and over the spring just fitted as shown in picture 4.
- Place this assembly into the pillion footpeg bracket as shown in pictures 5 and 6 (please note the chamfered edge goes in-board so the footpeg can be rotated into the parked position as shown in picture 5 and 6).
- Refit the original footpeg pivot pin as shown in picture 5.
- Refit the original 'E' clip as shown in picture 6 and check the footpeg can be positioned in the in-use and parked positions.
- Fit the peg slider (item 1) into the replacement footpeg and secure in position using the set screw (item 2) supplied (please ensure the logo is horizontal when in the in-use position).
- To fit the opposite-side, repeat the above process using the remaining parts.
- Check to ensure the correct operation of the footpegs and that they securely lock in both positions.

**Digital copies of these instructions are available to download from [www.rg-racing.com](http://www.rg-racing.com)**

**GENERAL TORQUE SETTINGS**

M4 BOLT = 8Nm  
M5 BOLT = 12Nm  
M6 BOLT = 15Nm  
M8 BOLT = 20Nm  
M10 BOLT = 40Nm

ISSUE 1 12/09/2016 (NSY)

**CONSUMER NOTICE**

The catalogue description and any exhibition of samples are only broad indications of the Products and R&G may make design changes which do not diminish their performance or visual appeal and supplying them in such state shall conform to the order. The Buyer acknowledges no representation or warranty (other than as to title) has been given or will apply to the Products other than those in R&G's order or confirmation and the Buyer confirms it has chosen the Products as being of merchantable quality and suitable for its particular purposes. Where R&G fits the Products or undertakes other services it shall exercise reasonable skill and care and rectify any fault free of charge unless the workmanship has been disturbed. The Buyer is responsible for ensuring that the warranty on the motorcycle is not affected by the fitting of the Products. On return of any defective Products R&G shall at its option either supply a replacement or refund the purchase money but shall not be liable if the Products have been modified or used or maintained otherwise than in accordance with R&G's or manufacturer's instructions and good engineering practice or if the defect arises from accident or neglect. Other than identified above and subject to R&G not limiting its liability for causing death and personal injury, it shall not be liable for indirect or consequential loss and otherwise its liability shall be limited to the amounts paid by the Buyer for the Products or the fitting or service concerned. These terms do not affect the Buyer's statutory rights.

**R&G RACING RETURNS POLICY (NON-FAULTY GOODS)**

Returns must be pre-authorized (if not pre-authorized the return will be rejected). Goods may only be returned direct to us if they were purchased direct from us (customer must prove if necessary). Otherwise to be returned to original vendor. Goods must be in re-sellable condition, in the opinion of R&G Racing. All returns are subject to a 25% restocking and handling fee (25% of the gross value exc. P&P – at the prevailing price at time of purchase). The customer must pay any and all carriage charges. No returns of discontinued products, unless within 14 days of purchase. This policy does not affect your statutory rights and does not refer to faulty goods.

R&G Racing

Unit 1, Shelley's Lane, East Worldham, Alton, Hampshire, GU34 3AQ

Tel: +44 (0)1420 89007 Fax: +44 (0)1420 87301 [www.rg-racing.com](http://www.rg-racing.com) Email: [info@rg-racing.com](mailto:info@rg-racing.com)





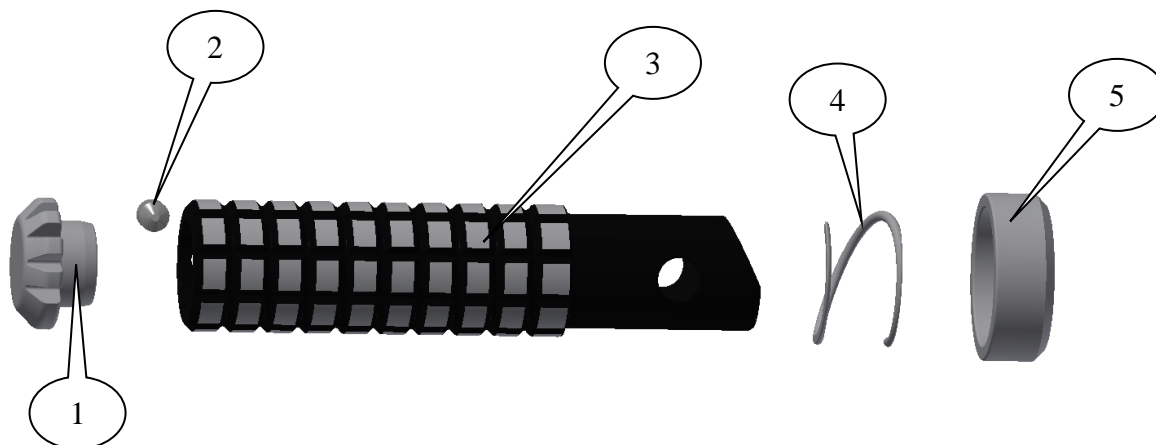
**NOTICE DE MONTAGE POUR RFP0001**  
**REPLACEMENT REPOSE PIED PASSAGERS KAWASAKI VULCAN S 2015**



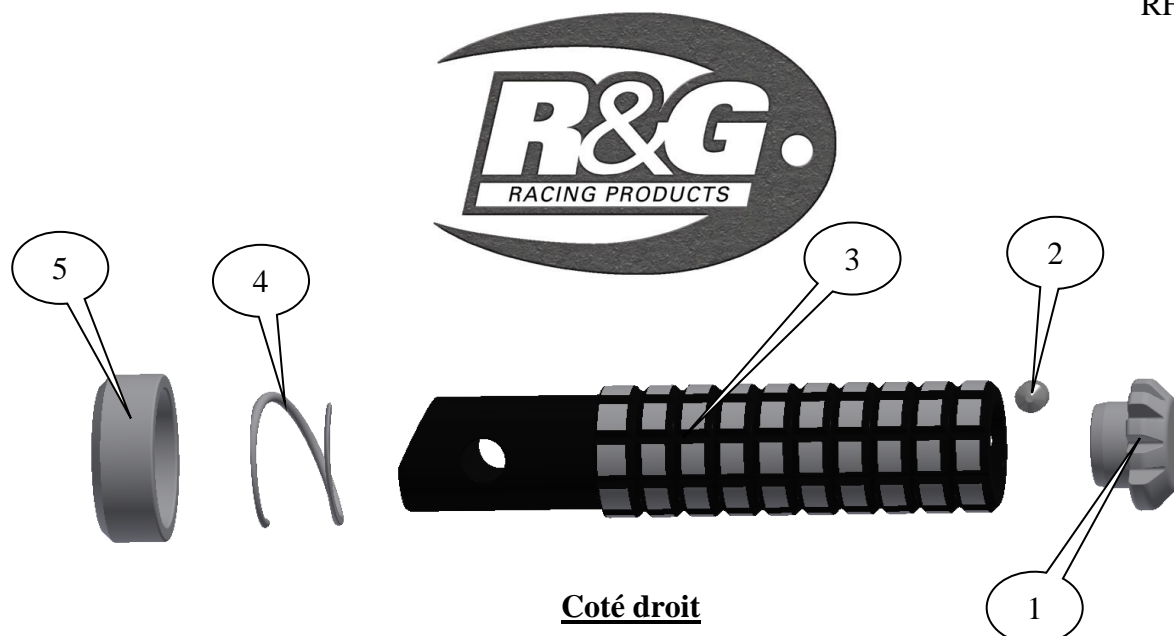
**Le kit contient les articles exposés ci-dessous, vérifier que toutes les pièces soient présentes avant de procéder au montage.**

**La façon dont le kit est emballé ne correspond pas forcément à la façon de monter les pièces sur la moto.**

LES PARTIES PRESENTÉES PEUVENT ÊTRE UNIQUEMENT REPRESENTATIVES  
 (POUR LA CLARTE DES INSTRUCTIONS UNIQUEMENT)



**Coté gauche**

**LEGENDE**

ARTICLE 1= SLIDER (PS0005) (x2).

ARTICLE 2= M6 x 4mm VIS (x2).

ARTICLE 3= REPOSE PIED DE REMPLACEMENT (RP0006) (x2).

ARTICLE 4= RESSORT (SPR0003) (x2).

ARTICLE 5= ENTRETOISE DE RESSORT (S0918) (x2).

Notez que si les kits sont emballés avec des rondelles en caoutchouc servant à tenir les composants, *ces rondelles doivent être jetées!*

**OUTILS REQUIS**

- Tournevis plat.
- Clé Allen 3mm.




PHOTO 1


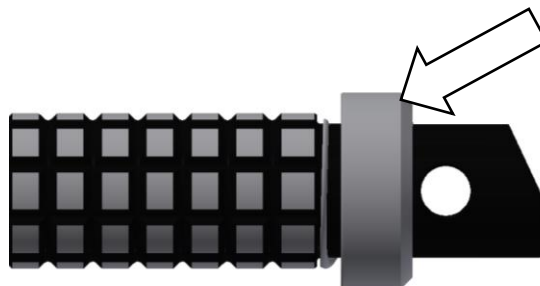


PHOTO 2



R&G Racing

Unit 1, Shelley's Lane, East Worldham, Alton, Hampshire, GU34 3AQ

Tel: +44 (0)1420 89007 Fax: +44 (0)1420 87301 [www.rg-racing.com](http://www.rg-racing.com) Email: [info@rg-racing.com](mailto:info@rg-racing.com)



PHOTO 3




PHOTO 5

PHOTO 4




PHOTO 6

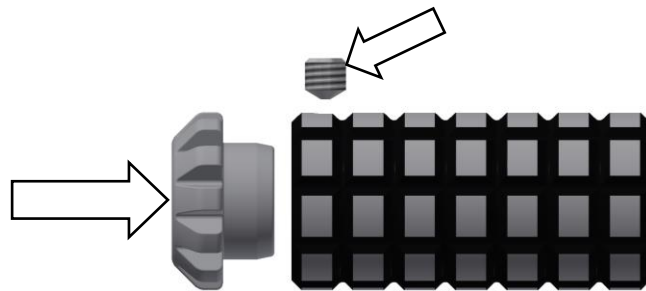


PHOTO 7

## INSTRUCTIONS DE MONTAGE

- Pour monter les repose pied R&G, enlever le clip 'E' fixant le repose pied d'origine en place, voir photo 1 (Garder pour réassemblage).
- Enlever le pivot de repose pied, voir photo 2 (Garder pour réassemblage).
- Placer un des ressorts (article 4) sur le repose pied de remplacement (article 3) et sur l'épaule, voir photo 3.
- Placer une des entretoises de ressort (article 5) sur le repose pied de remplacement et sur le ressort tout juste monté, voir photo 4.
- Placer cet ensemble sur le support repose pied passager comme indiqué sur les photos 5 et 6 (svp notez que le bord chanfreiné se place à l'intérieur de façon à ce que le repose pied puisse être tourné dans la position de parcage, voir photo 5 et 6).
- Remonter l'axe de pivotement du repose-pied d'origine, voir photo 5.
- Remonter le clip d'origine 'E', voir photo 6 et vérifier que le repose pied puisse être positionné dans les positions adéquates d'utilisation.
- Monter le slider (article 1) dans le repose pied de remplacement puis fixer la position en utilisant la vis fournie (article 2) (Veiller à ce que le logo soit placé à l'horizontal lors de l'utilisation).
- Pour monter le coté opposé, répéter le process ci-dessus en utilisant les parties restantes.
- Vérifier que les repose pieds fonctionnent correctement et soient correctement fixer dans les 2 positions.

R&G Racing

Unit 1, Shelley's Lane, East Worldham, Alton, Hampshire, GU34 3AQ

Tel: +44 (0)1420 89007 Fax: +44 (0)1420 87301 [www.rg-racing.com](http://www.rg-racing.com) Email: [info@rg-racing.com](mailto:info@rg-racing.com)



Notice disponible au téléchargement sur [www.rg-racing.com](http://www.rg-racing.com)

**COUPLES DE SERRAGE RECOMMANDES**

M4 BOULON = 8Nm  
M5 BOULON = 12Nm  
M6 BOULON = 15Nm  
M8 BOULON = 20Nm  
M10 BOULON = 40Nm

ISSUE 1 12/09/2016 (NSY)

**CONSUMER NOTICE**

The catalogue description and any exhibition of samples are only broad indications of the Products and R&G may make design changes which do not diminish their performance or visual appeal and supplying them in such state shall conform to the order. The Buyer acknowledges no representation or warranty (other than as to title) has been given or will apply to the Products other than those in R&G's order or confirmation and the Buyer confirms it has chosen the Products as being of merchantable quality and suitable for its particular purposes. Where R&G fits the Products or undertakes other services it shall exercise reasonable skill and care and rectify any fault free of charge unless the workmanship has been disturbed. The Buyer is responsible for ensuring that the warranty on the motorcycle is not affected by the fitting of the Products. On return of any defective Products R&G shall at its option either supply a replacement or refund the purchase money but shall not be liable if the Products have been modified or used or maintained otherwise than in accordance with R&G's or manufacturer's instructions and good engineering practice or if the defect arises from accident or neglect. Other than identified above and subject to R&G not limiting its liability for causing death and personal injury, it shall not be liable for indirect or consequential loss and otherwise its liability shall be limited to the amounts paid by the Buyer for the Products or the fitting or service concerned. These terms do not affect the Buyer's statutory rights.

**R&G RACING RETURNS POLICY (NON-FAULTY GOODS)**

Returns must be pre-authorized (if not pre-authorized the return will be rejected). Goods may only be returned direct to us if they were purchased direct from us (customer must prove if necessary). Otherwise to be returned to original vendor. Goods must be in re-sellable condition, in the opinion of R&G Racing. All returns are subject to a 25% restocking and handling fee (25% of the gross value exc. P&P – at the prevailing price at time of purchase). The customer must pay any and all carriage charges. No returns of discontinued products, unless within 14 days of purchase. This policy does not affect your statutory rights and does not refer to faulty goods.