





**FITTING INSTRUCTIONS FOR ECC0120R RHS CLUTCH CASE COVER
TRIUMPH STREET TRIPLE/STREET TRIPLE R AND DAYTONA 675/675R 2012 &
STREET TRIPLE/STREET TRIPLE R AND DAYTONA 675/675R 2013-**



(STREET TRIPLE & DAYTONA 675 2012)



(STREET TRIPLE & DAYTONA 675 2013-)

In this kit there should be:

- 1 x Engine Case Cover (ECC0120R)
- 3 x M6x35mm long cap head bolt
- 1 x Racing Puck (SK0001SK(already fitted))
- 2 x PAL Nuts (already fitted)

PLEASE READ THESE INSTRUCTIONS FULLY BEFORE STARTING

- Please make sure the engine is cold before proceeding with the fitting of the R&G cover.
- On the Daytona 675 2012 models you will have to remove two top fairing bolts and gently ease the middle panel away from bike to allow fitment of the engine case cover.
- Remove oil filler cap.
- Remove the three engine case bolts arrowed above. Hold the cover loosely over the case to help identify the correct ones. **DO NOT REMOVE ALL OF THE CASE BOLTS.**
- Offer up the R&G cover to the engine and carefully fit it over the engine casing. Ensure that the three R&G bolt holes are lined up with the holes in the engine casing, and then push on as far as it will go.
- With a 5mm Allen key tighten the bolts with washers equally so that they pull the cover into place. **DO NOT FULLY TIGHTEN.**
- Finally use a torque wrench set at 10 nm (7 Lb ft) to fully tighten.
- On the Daytona 2012 models refit fairing bolts and relocate middle fairing on push grommet.
- Refit oil filler cap.

R&G RACING

Unit 1 Shelleys Lane, East Worldham, Alton, Hants GU34 3AQ
Tel: +44 (0)1420 89007 Fax: +44 (0)1420 87301 www.rg-racing.com Email: info@rg-racing.com



- It is suggested that you check the tightness of the mounting bolts on a regular basis i.e. when cleaning or once a month.
- NOTE for the cleaning of this product you should only use a soft polishing cloth and a mild general cleaning agent
- AVOID HARMFUL CHEMICALS IF IN DOUBT DO NOT USE AS THEY COULD ALTER THE STRENGTH OF THE COVER.
- R&G will accept no liability if the above procedure and torque settings are not followed.

ISSUE 1 23/01/2012 (NSY)

ISSUE 2 14/02/2013 (AR)

ISSUE 3 2/10/19 NEW SPACER UPDATE

CONSUMER NOTICE

The catalogue description and any exhibition of samples are only broad indications of the Products and R&G may make design changes which do not diminish their performance or visual appeal and supplying them in such state shall conform to the order. The Buyer acknowledges no representation or warranty (other than as to title) has been given or will apply to the Products other than those in R&G's order or confirmation and the Buyer confirms it has chosen the Products as being of merchantable quality and suitable for its particular purposes. Where R&G fits the Products or undertakes other services it shall exercise reasonable skill and care and rectify any fault free of charge unless the workmanship has been disturbed. The Buyer is responsible for ensuring that the warranty on the motorcycle is not affected by the fitting of the Products. On return of any defective Products R&G shall at its option either supply a replacement or refund the purchase money but shall not be liable if the Products have been modified or used or maintained otherwise than in accordance with R&G's or manufacturer's instructions and good engineering practice or if the defect arises from accident or neglect. Other than identified above and subject to R&G not limiting its liability for causing death and personal injury, it shall not be liable for indirect or consequential loss and otherwise its liability shall be limited to the amounts paid by the Buyer for the Products or the fitting or service concerned. These terms do not affect the Buyer's statutory rights.

R&G RACING RETURNS POLICY (NON-FAULTY GOODS)

Returns must be pre-authorized (if not pre-authorized the return will be rejected). Goods may only be returned direct to us if they were purchased direct from us (customer must prove if necessary). Otherwise to be returned to original vendor. Goods must be in re-sellable condition, in the opinion of R&G Racing. All returns are subject to a 25% restocking and handling fee (25% of the gross value exc. P&P – at the prevailing price at time of purchase). The customer must pay any and all carriage charges. No returns of discontinued products, unless within 14 days of purchase. This policy does not affect your statutory rights and does not refer to faulty goods.

R&G RACING

Unit 1 Shelleys Lane, East Worldham, Alton, Hants GU34 3AQ

Tel: +44 (0)1420 89007 Fax: +44 (0)1420 87301 www.rg-racing.com Email: info@rg-racing.com



INSTRUCTIONS DE MONTAGE

**ECC0120R RHS
PROTECTION EMBRAYAGE
TRIUMPH STREET TRIPLE/STREET TRIPLE R ET DAYTONA 675/675R 2012**




Photo A

Ce kit contient:

1 x Protection carter embrayage (ECC0120R)
3 x M6x35mm long boulon à tête ronde

Lire attentivement la notice avant de procéder au montage

- Assurez-vous que le moteur soit froid avant de procéder au montage.
- Sur les modèles Daytona, vous devrez enlever les 2 boulons du haut du carénage et extraire délicatement le carénage du milieu de la moto pour procéder à l'installation de la protection.
- Remettre le capuchon d'huile.
- Enlever les 3 boulons du carter moteur comme fléché ci dessus. Tenir la protection autour du carter pour aider à identifier les bons trous.

R&G RACING

Unit 1 Shelleys Lane, East Worldham, Alton, Hants GU34 3AQ
Tel: +44 (0)1420 89007 Fax: +44 (0)1420 87301 www.rg-racing.com Email: info@rg-racing.com



- **Ne pas enlever tous les boulons du carter moteur.**
- Mettre en place la protection R&G au moteur en prenant soin de bien le positionner autour du carter moteur.
- S'assurer que les trous de la protection R&G soient bien alignés avec ceux du carter, puis pousser jusqu'à la limite.
- A l'aide d'une clé allen de 5mm, serer les boulons avec rondelles de façon égale pour qu'ils mettent automatiquement la protection en place.
- **NE PAS SERRER COMPLETEMENT.**
- Pour finir, utilise une clé dynamométrique réglée à 10 nm (7 Lb ft) pour serrer définitivement.
- Sur les modèles Daytona, remettre les boulons de carénage et remettre la partie du milieu et pousser les œillets.
- Remettre le capuchon d'huile.
- L'équipe R&G Racing vous suggère de vérifier le serrage régulièrement, lorsque la moto est propre, au moins une fois par mois.
- **NOTE:** Pour nettoyer la protection, utilisez uniquement un chiffon doux et un agent nettoyant peu fort.
- **NE PAS UTILISER D'AGENT CHIMIQUE QUI POURRAIT ALTERER L'EFFICACITE DE LA PROTECTION.**
- R&G n'acceptera pas d'être tenu responsable en cas d'utilisation d'un agent chimique qui aurait détérioré la protection ou en cas de mauvais serrage de couple.

ISSUE 1 23/01/2012 (NSY)

ISSUE 2 14/02/2013 (AR)

ISSUE 3 2/10/19 NEW SPACER UPDATE

CONSUMER NOTICE

The catalogue description and any exhibition of samples are only broad indications of the Products and R&G may make design changes which do not diminish their performance or visual appeal and supplying them in such state shall conform to the order. The Buyer acknowledges no representation or warranty (other than as to title) has been given or will apply to the Products other than those in R&G's order or confirmation and the Buyer confirms it has chosen the Products as being of merchantable quality and suitable for its particular purposes. Where R&G fits the Products or undertakes other services it shall exercise reasonable skill and care and rectify any fault free of charge unless the workmanship has been disturbed. The Buyer is responsible for ensuring that the warranty on the motorcycle is not affected by the fitting of the Products. On return of any defective Products R&G shall at its option either supply a replacement or refund the purchase money but shall not be liable if the Products have been modified or used or maintained otherwise than in accordance with R&G's or manufacturer's instructions and good engineering practice or if the defect arises from accident or neglect. Other than identified above and subject to R&G not limiting its liability for causing death and personal injury, it shall not be liable for indirect or consequential loss and otherwise its liability shall be limited to the amounts paid by the Buyer for the Products or the fitting or service concerned. These terms do not affect the Buyer's statutory rights.

R&G RACING RETURNS POLICY (NON-FAULTY GOODS)

Returns must be pre-authorized (if not pre-authorized the return will be rejected). Goods may only be returned direct to us if they were purchased direct from us (customer must prove if necessary). Otherwise to be returned to original vendor. Goods must be in re-sellable condition, in the opinion of R&G Racing. All returns are subject to a 25% restocking and handling fee (25% of the gross value exc. P&P – at the prevailing price at time of purchase). The customer must pay any and all carriage charges. No returns of discontinued products, unless within 14 days of purchase. This policy does not affect your statutory rights and does not refer to faulty goods.

R&G RACING

Unit 1 Shelleys Lane, East Worldham, Alton, Hants GU34 3AQ

Tel: +44 (0)1420 89007 Fax: +44 (0)1420 87301 www.rg-racing.com Email: info@rg-racing.com