



FITTING INSTRUCTIONS FOR CR0072BK COTTON REEL
HONDA CB125R – CB300R 2018 -

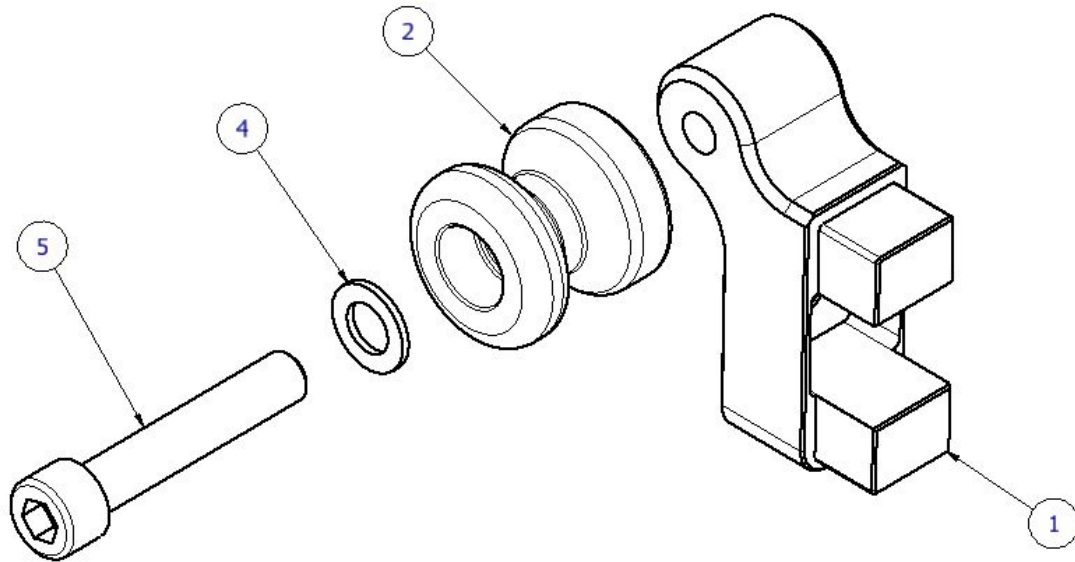


THIS KIT CONTAINS THE ITEMS PICTURED AND LABELLED BELOW.
DO NOT PROCEED UNTIL YOU ARE SURE ALL PARTS ARE PRESENT.

Please note that the way the kit is packed does not necessarily represent the way of mounting to the bike.

THE PARTS SHOWN MAY BE REPRESENTATIVE ONLY (FOR CLARITY OF INSTRUCTIONS ONLY).

Digital copies of these instructions are available to download from www.rg-racing.com



LEGEND

- ITEM 1 = MOUNTING BLOCK (M0570) (x2)
 ITEM 2 = BOBBIN (B0443BK with CS303) (x2)
 ITEM 3 = M10 WASHER (16mm OD) (x2)
 ITEM 4 = M10 x 1.5mm x 55mm LONG CAP HEAD BOLT (x2)


TOOLS REQUIRED

- Set of metric allen keys.
- Set of metric spanners.


MAXIMUM TORQUE SETTINGS

- M4 BOLT = 8Nm
 M5 BOLT = 12Nm
 M6 BOLT = 15Nm
 M8 BOLT = 20Nm
 M10 BOLT = 40Nm

R&G



Picture 1



Picture 2



Picture 3

FITTING INSTRUCTIONS

- Remove the lock nut, and adjusting nut shown in Picture 1.
- Carefully remove the original adjuster block as shown in Picture 2.
- Slide the R&G cotton reel mounting block (ITEM 1) over the adjusting spindle, and into the swing arm as shown in Picture 3.
- Secure the mounting block in place by re-using the two nuts removed.
- Slide the M10 Washer (ITEM 3) over the M10 Bolt (ITEM 4), then slide the Bobbin (ITEM 2) onto the bolt, with the washer going into the recess of the bobbin.
- Place this assembly into the threaded hole in the cotton reel mounting block (ITEM 1) and tighten.
- Repeat the above steps for the other side of the motorcycle.

Please ensure no parts of the cotton reels or paddock stand can contact any parts of the motorcycle when in operation.

ISSUE 2 29/01/2019 (LF)

R&G

Unit 1, Shelley's Lane, East Worldham, Alton, Hampshire, GU34 3AQ
 Tel: +44 (0)1420 89007 Fax: +44 (0)1420 87301 www.rg-racing.com Email: info@rg-racing.com



CONSUMER NOTICE

The catalogue description and any exhibition of samples are only broad indications of the Products and R&G may make design changes which do not diminish their performance or visual appeal and supplying them in such state shall conform to the order. The Buyer acknowledges no representation or warranty (other than as to title) has been given or will apply to the Products other than those in R&G's order or confirmation and the Buyer confirms it has chosen the Products as being of merchantable quality and suitable for its particular purposes. Where R&G fits the Products or undertakes other services it shall exercise reasonable skill and care and rectify any fault free of charge unless the workmanship has been disturbed. The Buyer is responsible for ensuring that the warranty on the motorcycle is not affected by the fitting of the Products. On return of any defective Products R&G shall at its option either supply a replacement or refund the purchase money but shall not be liable if the Products have been modified or used or maintained otherwise than in accordance with R&G's or manufacturer's instructions and good engineering practice or if the defect arises from accident or neglect. Other than identified above and subject to R&G not limiting its liability for causing death and personal injury, it shall not be liable for indirect or consequential loss and otherwise its liability shall be limited to the amounts paid by the Buyer for the Products or the fitting or service concerned. These terms do not affect the Buyer's statutory rights.

R&G RETURNS POLICY (NON-FAULTY GOODS)

Returns must be pre-authorized (if not pre-authorized the return will be rejected). Goods may only be returned direct to us if they were purchased direct from us (customer must prove if necessary). Otherwise to be returned to original vendor. Goods must be in re-sellable condition, in the opinion of R&G. All returns are subject to a 25% restocking and handling fee (25% of the gross value exc. P&P – at the prevailing price at time of purchase). The customer must pay any and all carriage charges. No returns of discontinued products, unless within 14 days of purchase. This policy does not affect your statutory rights and does not refer to faulty goods.

R&G

Unit 1, Shelley's Lane, East Worldham, Alton, Hampshire, GU34 3AQ

Tel: +44 (0)1420 89007 Fax: +44 (0)1420 87301 www.rg-racing.com Email: info@rg-racing.com



NOTICE DE MONTAGE POUR CR0072BK BOBINES
HONDA CB125R – CB300R 2018 -

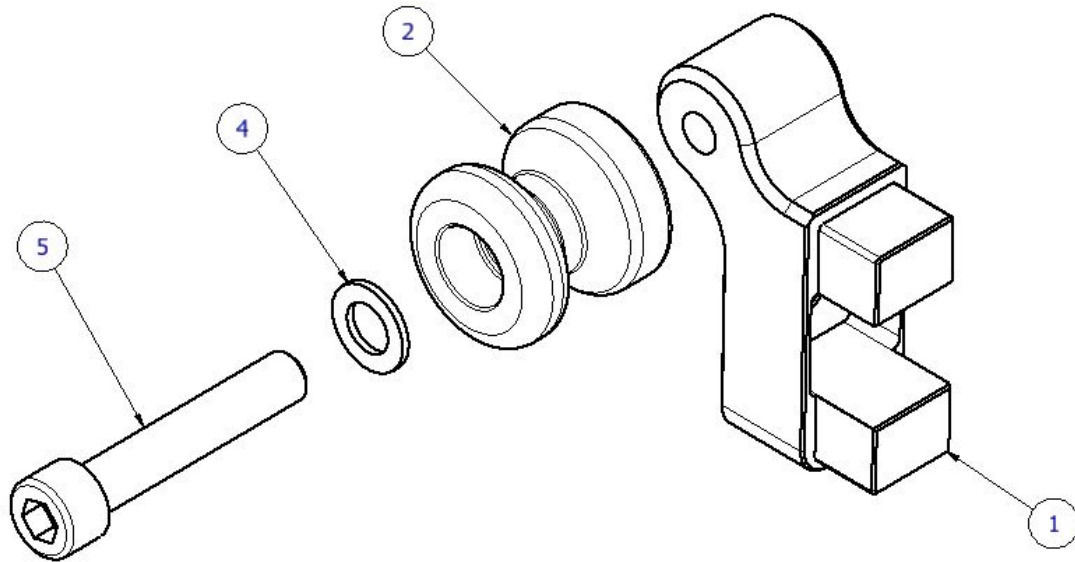


LE KIT CONTIENT LES ARTICLES EXPOSES CI-DESSOUS, VERIFIER QUE TOUTES LES PIECES SOIENT PRESENTES AVANT DE PROCEDER AU MONTAGE.

LA FAÇON DONT LE KIT EST EMBALLE NE CORRESPOND PAS FORCEMENT A LA FAÇON DE MONTER LES PIECES SUR LA MOTO.

LES PARTIES PRESENTÉES PEUVENT ETRE UNIQUEMENT REPRESENTATIVES (POUR LA CLARTE DES INSTRUCTIONS UNIQUEMENT).

Notice disponible au téléchargement sur www.rg-racing.com



LÉGENDE

- ARTICLE 1 = BLOC DE MONTAGE (M0570) (x2)
 ARTICLE 2 = BOBINE (B0443BK avec CS303) (x2)
 ARTICLE 3 = M10 RONDELLE (16mm) (x2)
 ARTICLE 4 = M10 x 1.5mm x 55mm BOULON (x2)

OUTILS REQUIS

- Clés Allen.
- Clés métriques.

VALEURS DE SERRAGE

- M4 BOULON = 8Nm
 M5 BOULON = 12Nm
 M6 BOULON = 15Nm
 M8 BOULON = 20Nm
 M10 BOULON = 40Nm

R&G




Photo 1



Photo 2



Photo 3

NOTICE DE MONTAGE

- Enlever l'écrou de blocage, et ajuster l'écrou (photo 1).
- Enlever le bloc d'ajustement, voir photo 2.
- Glisser le bloc d'ajustement R&G (ARTICLE 1) sur l'axe d'ajustement, et dans le bras oscillant, voir photo 3.
- Fixer le bloc d'ajustement en place en réutilisant les 2 écrous enlevés.
- Glisser la rondelle M10 (ARTICLE 3) sur le boulon M10 (ARTICLE 4), puis glisser la bobine (ARTICLE 2) sur le boulon, avec la rondelle dans le creux de la bobine.
- Placer cet ensemble dans le trou fileté du bloc de montage de la bobine (ARTICLE 1) puis serrer.
- Répéter les étapes du dessus du côté opposé de la moto.

Veiller à ce qu'aucune partie de la protection ou de la béquille de stand ne puisse toucher une autre partie de la moto en fonctionnement.

ISSUE 2 29/01/2019 (LF)

CONSUMER NOTICE

The catalogue description and any exhibition of samples are only broad indications of the Products and R&G may make design changes which do not diminish their performance or visual appeal and supplying them in such state shall conform to the order. The Buyer acknowledges no representation or

R&G

Unit 1, Shelley's Lane, East Worldham, Alton, Hampshire, GU34 3AQ
 Tel: +44 (0)1420 89007 Fax: +44 (0)1420 87301 www.rg-racing.com Email: info@rg-racing.com



warranty (other than as to title) has been given or R&G's order or confirmation and the Buyer merchantable quality and suitable for its particular purposes. Where R&G fits the Products or undertakes other services it shall exercise reasonable skill and care and rectify any fault free of charge unless the workmanship has been disturbed. The Buyer is responsible for ensuring that the warranty on the motorcycle is not affected by the fitting of the Products. On return of any defective Products R&G shall at its option either supply a replacement or refund the purchase money but shall not be liable if the Products have been modified or used or maintained otherwise than in accordance with R&G's or manufacturer's instructions and good engineering practice or if the defect arises from accident or neglect. Other than identified above and subject to R&G not limiting its liability for causing death and personal injury, it shall not be liable for indirect or consequential loss and otherwise its liability shall be limited to the amounts paid by the Buyer for the Products or the fitting or service concerned. These terms do not affect the Buyer's statutory rights.

R&G RETURNS POLICY (NON-FAULTY GOODS)

Returns must be pre-authorized (if not pre-authorized the return will be rejected). Goods may only be returned direct to us if they were purchased direct from us (customer must prove if necessary). Otherwise to be returned to original vendor. Goods must be in re-sellable condition, in the opinion of R&G. All returns are subject to a 25% restocking and handling fee (25% of the gross value exc. P&P – at the prevailing price at time of purchase). The customer must pay any and all carriage charges. No returns of discontinued products, unless within 14 days of purchase. This policy does not affect your statutory rights and does not refer to faulty goods.

R&G

Unit 1, Shelley's Lane, East Worldham, Alton, Hampshire, GU34 3AQ

Tel: +44 (0)1420 89007 Fax: +44 (0)1420 87301 www.rg-racing.com Email: info@rg-racing.com



**MONTAGEANLEITUNG FÜR CR0072BK VERSETZTE
MONTAGESTÄNDERAUFNAHMEN HONDA CB125R – CB300R 2018 -**

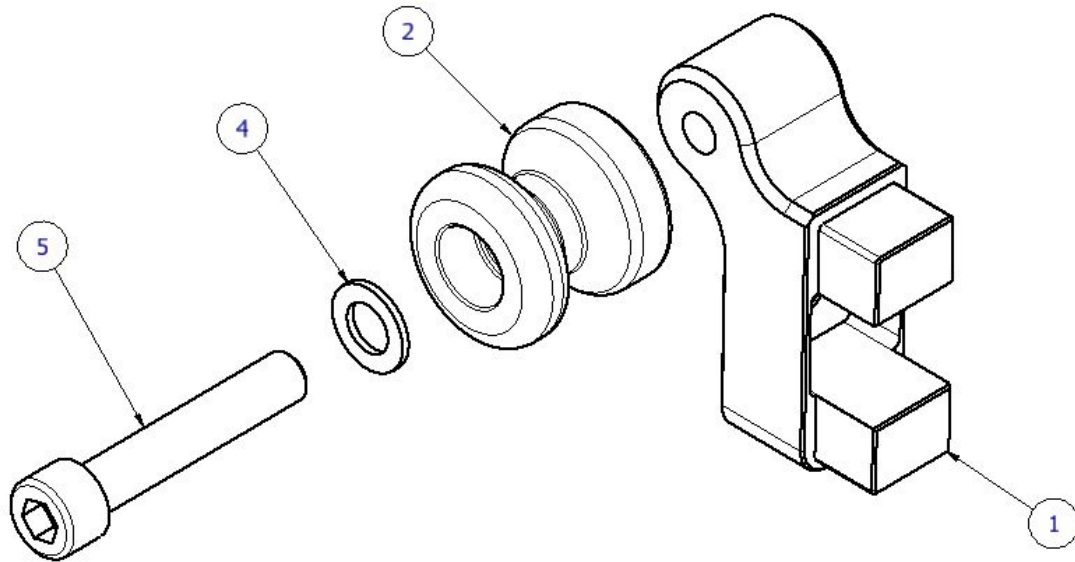


**ALLE TEILE SIND UNTEN ABGEBILDET UND GEKENNZEICHNET. BEVOR SIE MIT DER
MONTAGE BEGINNEN, ÜBERPRÜFEN SIE, DASS ALLE TEILE VORHANDEN SIND.**

Hinweis: Die Verpackung der Teile stellt nicht die Reihenfolge der Montage dar.

DIE UNTEN ABGEBILDETEN TEILE DIENEN LEDIGLICH ZUR ERKLÄRUNG

**Eine digitale Version dieser Montageanleitung kann auf folgender Seite heruntergeladen werden:
www.rg-racing.com**



LIEFERUMFANG

ARTIKEL 1 = MONTAGETEIL FÜR MONTAGESTÄNDERAUFNAHME (M0570) (x2)

ARTIKEL 2 = MONTAGESTÄNDERAUFNAHME (B0443BK mit CS303) (x2)

ARTIKEL 3 = M10 UNTERLEGSCHIEBE (16mm OD) (x2)

ARTIKEL 4 = M10 x 1,5mm x 55mm INBUSSCHRAUBE (x2)

SIE BENÖTIGEN FOLGENDES WERKZEUG

- Satz Inbusschlüssel
- Satz Schraubenschlüssel

MAX. ANZUGSDREHMOMENT

M4 SCHRAUBE = 8Nm

M5 SCHRAUBE = 12Nm

M6 SCHRAUBE = 15Nm

M8 SCHRAUBE = 20Nm

M10 SCHRAUBE = 40Nm

R&G

Unit 1, Shelley's Lane, East Worldham, Alton, Hampshire, GU34 3AQ

Tel: +44 (0)1420 89007 Fax: +44 (0)1420 87301 www.rg-racing.com Email: info@rg-racing.com




Abbildung 1




Abbildung 2



Abbildung 3

MONTAGEANLEITUNG

- Entfernen Sie die Sicherheitsmutter und die Verstellmutter, die in Abbildung 1 gekennzeichnet sind.
- Entfernen Sie vorsichtig den original Verstellblock wie in Abbildung 2 gekennzeichnet.
- Das R&G Montageteil (Artikel 1) über die Einstellschraube in die Schwingen einsetzen – siehe Abbildung 3.
- Das Montageteil in Position befestigen mit den zwei zuvor entfernten Muttern.
- Die M10 Unterlegscheibe (Artikel 3) an der M10 Schraube (Artikel 4) anbringen und ein Bobbin (Artikel 2) an der Schraube montieren, sodass die Unterlegscheibe in die Gegenbohrung des Bobbins passt.
- Diese Einheit in die Gewindeöffnung am Montageteil für die Montagegeständeraufnahmen (Artikel 1) einsetzen und befestigen
- Wiederholen Sie die oben beschriebenen Schritte an der anderen Seite des Motorrades.

Bitte stellen Sie sicher, dass keine Teile der Montagegeständeraufnahmen / des Rennsport-Montagegeständers mit anderen Teilen des Motorrades in Berührung kommen können.

AUSGABE 2 29/01/2019 (LF)

R&G

Unit 1, Shelley's Lane, East Worldham, Alton, Hampshire, GU34 3AQ
 Tel: +44 (0)1420 89007 Fax: +44 (0)1420 87301 www.rg-racing.com Email: info@rg-racing.com

**CONSUMER NOTICE**

The catalogue description and any exhibition of samples are only broad indications of the Products and R&G may make design changes which do not diminish their performance or visual appeal and supplying them in such state shall conform to the order. The Buyer acknowledges no representation or warranty (other than as to title) has been given or will apply to the Products other than those in R&G's order or confirmation and the Buyer confirms it has chosen the Products as being of merchantable quality and suitable for its particular purposes. Where R&G fits the Products or undertakes other services it shall exercise reasonable skill and care and rectify any fault free of charge unless the workmanship has been disturbed. The Buyer is responsible for ensuring that the warranty on the motorcycle is not affected by the fitting of the Products. On return of any defective Products R&G shall at its option either supply a replacement or refund the purchase money but shall not be liable if the Products have been modified or used or maintained otherwise than in accordance with R&G's or manufacturer's instructions and good engineering practice or if the defect arises from accident or neglect. Other than identified above and subject to R&G not limiting its liability for causing death and personal injury, it shall not be liable for indirect or consequential loss and otherwise its liability shall be limited to the amounts paid by the Buyer for the Products or the fitting or service concerned. These terms do not affect the Buyer's statutory rights.

R&G RETURNS POLICY (NON-FAULTY GOODS)

Returns must be pre-authorized (if not pre-authorized the return will be rejected). Goods may only be returned direct to us if they were purchased direct from us (customer must prove if necessary). Otherwise to be returned to original vendor. Goods must be in re-sellable condition, in the opinion of R&G. All returns are subject to a 25% restocking and handling fee (25% of the gross value exc. P&P – at the prevailing price at time of purchase). The customer must pay any and all carriage charges. No returns of discontinued products, unless within 14 days of purchase. This policy does not affect your statutory rights and does not refer to faulty goods.

R&G

Unit 1, Shelley's Lane, East Worldham, Alton, Hampshire, GU34 3AQ

Tel: +44 (0)1420 89007 Fax: +44 (0)1420 87301 www.rg-racing.com Email: info@rg-racing.com