


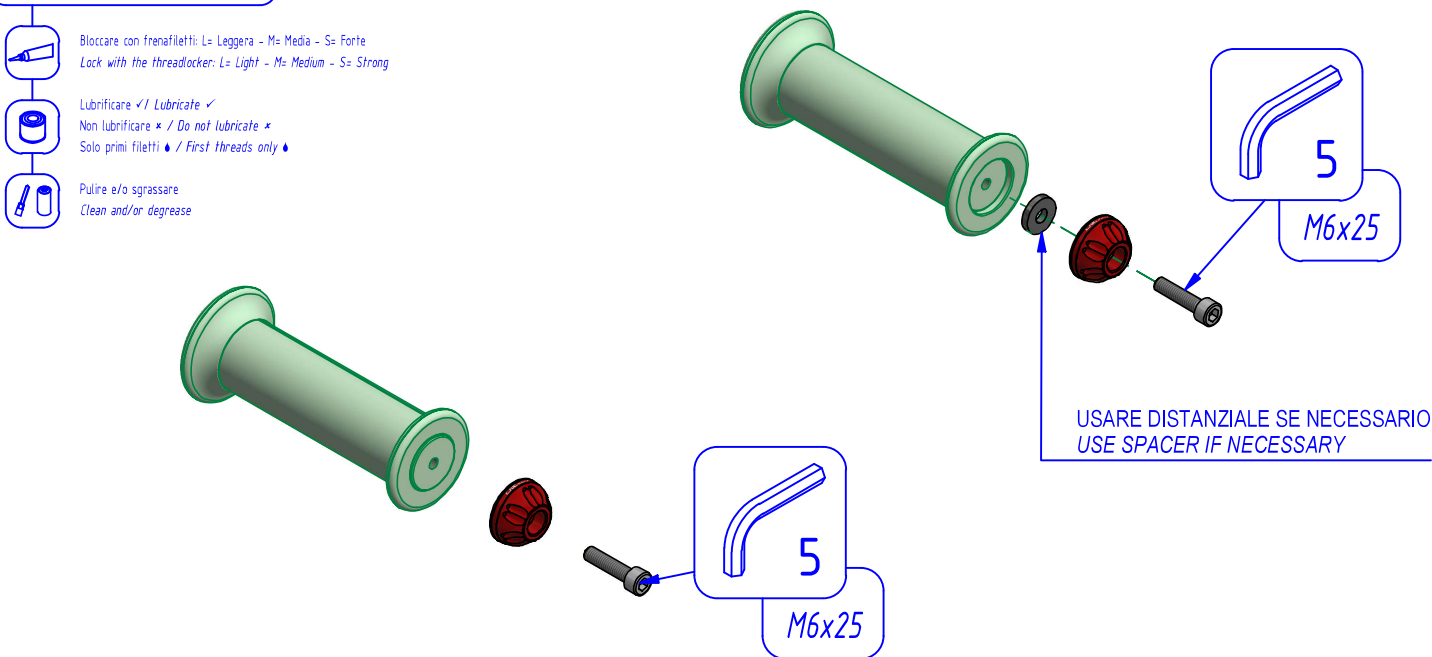


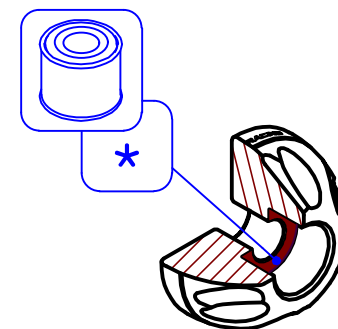
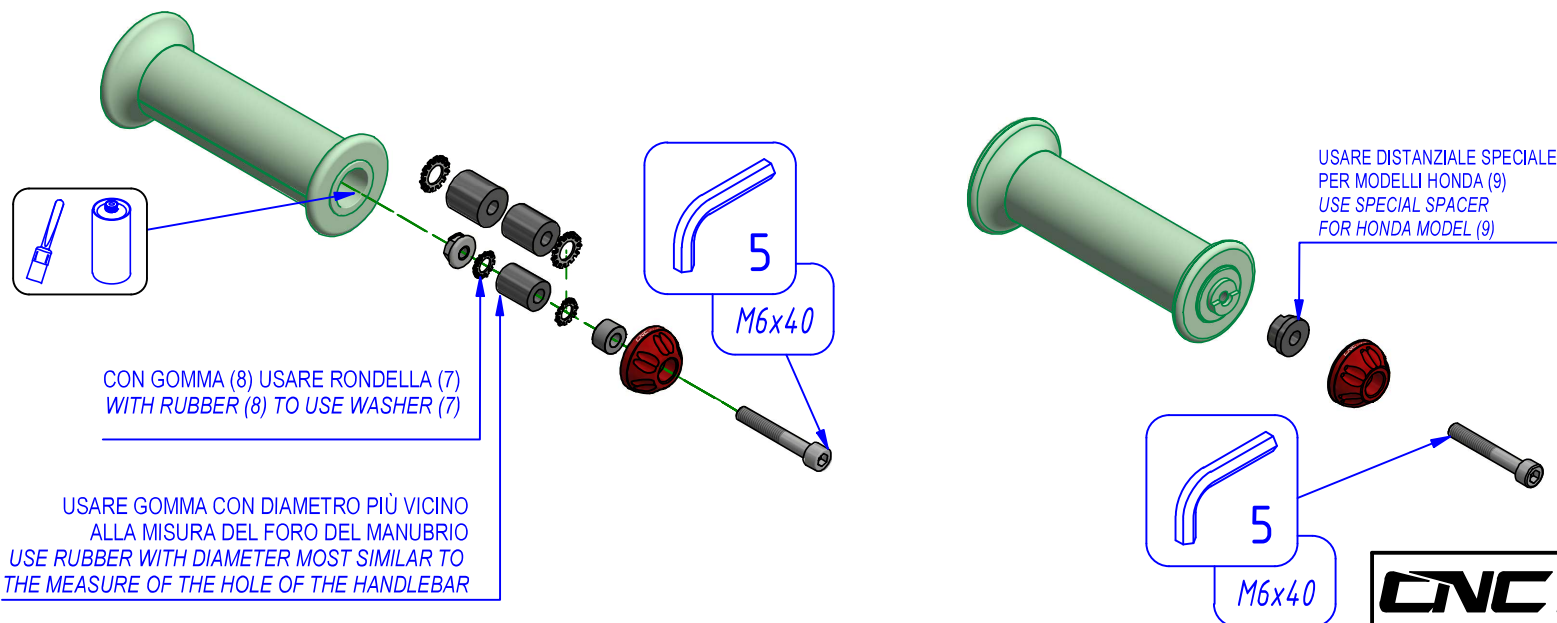
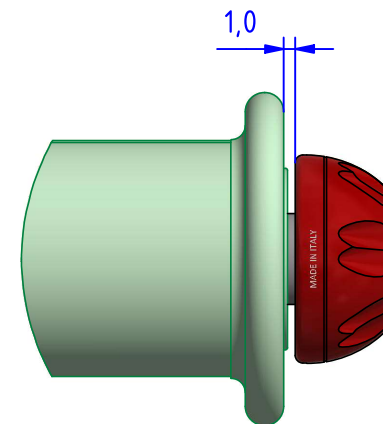
LEGENDA / LEGEND

-  Bloccare con frenafili: L= Leggera - M= Media - S= Forte
Lock with the threadlocker: L= Light - M= Medium - S= Strong
-  Lubrificare ✓ / Lubricate ✓
Non lubrificare ✗ / Do not lubricate ✗
Solo primi filetti ◆ / First threads only ◆
-  Pulire e/o sgrassare
Clean and/or degrease



IMPORTANTE
Per il corretto montaggio lasciare circa 1 mm di spazio tra l'estremità del manubrio e l'impugnatura

IMPORTANT
For correct assembly leave about 1 mm of space between the handlebar end and the grip



* Lubrificare leggermente la sede di battuta per la testa della vite.
* Lightly grease the abutment seat for the head of the screw.

MANUTENZIONE E PULIZIA: AVVERTENZA - MAINTENANCE AND CLEANING: WARNING

PARTI ANODIZZATE e/o LEXAN: NON USARE sgrassatori a base acida o alcalina. Usare saponi neutri. Lavare a moto fredda, mai calda. No idropulitrice.
ANODIZED and / or LEXAN PARTS: DO NOT USE acid or alkaline based degreasers. Use neutral soaps. Wash on a cold bike, never hot. No pressure washer.