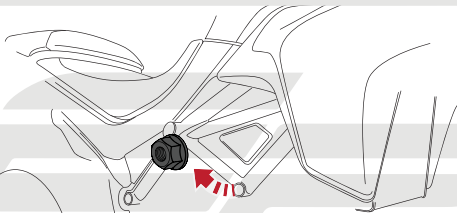


DUCATI MULTISTRADA CRASH PROTECTION

Product Reference - 12482

Kit Contents

- A** 1 x M12 Spindle
- B** 1 x RH Bobbin Spacer
- C** 1 x LH Bobbin Spacer
- D** 2 x Bobbin Heads
- E** 2 x M12 Nyloc Nuts
- F** 2 x M12 Washers



Caution

Place bike on its centre stand on firm level ground before installation



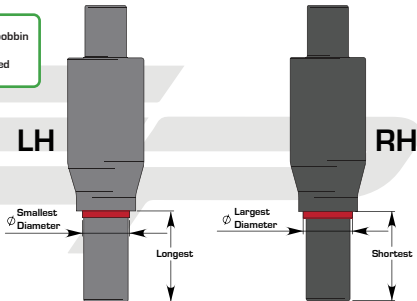
Caution

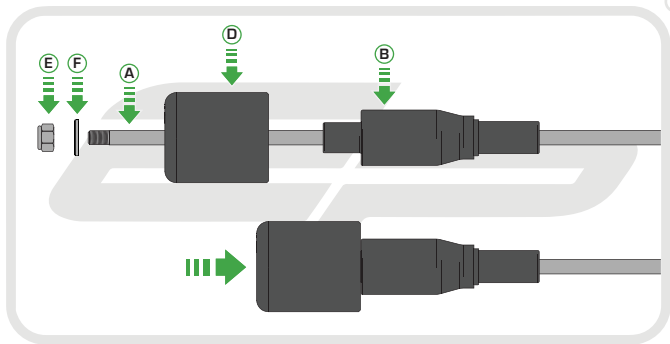
Remove nut from engine spindle but **DO NOT** remove spindle



Caution

Carefully select the RH bobbin by identifying the differences highlighted





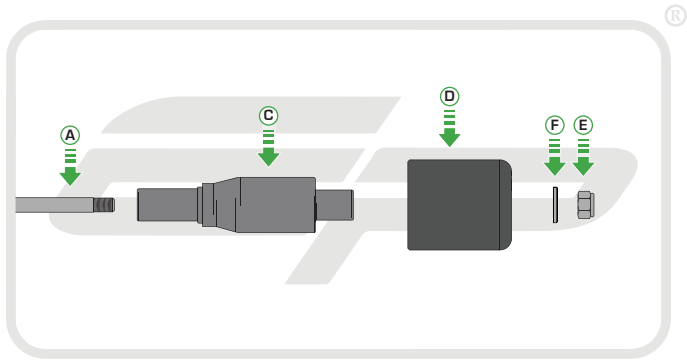


Caution

Slide the new spindle assembled in the previous stage through the frame.

Pushing the spindle through will push the OEM spindle out of the LH side of the bike.







Caution

Slide the LH bobbin spacer and Bobbin head onto the spindle protruding from the frame.



Caution

Manufacturers Torque
Specification
60Nm



ESSENTIAL CHECKS



It is recommended that periodic inspections are made to ensure that all bolts are tightened to the specified torque settings.

Should the bike be involved in an accident a thorough inspection should be made and any components that have taken an impact, no matter how small, be replaced