





Fabric Name – SKU(Max Print Width)	Content	Construction	Gram/Ounce Per Linear Yard
<p>Poplin 44" – POP44</p> 	100% Cotton	C40xC40 / 133x72	140 / 4.9
<p>Poplin 56" – POP56</p> 	100% Cotton	C40xC40 / 133x72	175 / 6.2
<p>Rayon 56" – RAY56</p> 	100% Rayon	R40XR40 / 109X81	150 / 5.2
<p>Rayon Sateen 56" - RAYSAT56</p> 	100% Rayon	R60xR60 / 180x110	165 / 5.8

Linen Cotton Canvas 56" – LCC56



55% Cotton / 45% Linen

C40/2+C40 / 2xL9

285 / 10

Cotton Linen 52" – CL52



70% Cotton / 30% Linen

C12xC/L11 / 51x47

225 / 7.9

Robert Kaufman Kona Cotton 44" – KONA44



100% Cotton

C20 x C20 / 63 x 61

170 / 6

Twill 56" – TWL56



100% Cotton

C20XC16 / 128X60 (1/2 TWILL)

330 / 11.6

Heavy Weight Twill 56" – HWTWL56



100% Cotton

C10XC10 / 80X50 (1/3TWILL)

475 / 16.7

Lawn 56" – LAWN56



100% Supima Cotton

SPM70XSPM100 / 144X112

120 / 4.2

Rayon Jersey Knit 58" – RAYJK58



95% Rayon / 5% Spandex

Single Jersey Knit

280 / 9.9