

## Instructions

### AF-9045

#### Bird house dice tower




1. Check all the pieces of the birdhouse section as shown below





2. Assemble and glue the dice ramp on one side of the birdhouse



3. Then glue the other side of the birdhouse



4. Glue the front and back of the bird house, the slots will line up



5. Then glue both the roof plates on, the slots will align and interconnect.

6. Glue the vines on the left and right side of the bird house. This will cover the ramp slots.









7. This step is optional as you can decorate the birdhouse with bird decorations.



8. Check all the pieces of the birdhouse ramp section as shown below. Glue and assemble the 3 picket fence sides.





9. The bird house is now complete. It is designed so that it can be folded up to reduce space.

