



Instructions

AF-9044

Dice Tray




1. Check all the pieces of the Dice as shown below




1 felt
adhesive

2. Assemble and glue the as shown below, pieces interlock



3. This is optional, glue on the decorative borders. This also strengthens the dice tray.



4. Finally stick on the felt adhesive.

Note: If you plan to paint the dice tray, it is best not to stick the felt mat on yet.

