



THIS WORKBOOK BELONGS TO:

If found, please return to the witch or wizard above. If you are not the owner of this book, DO NOT attempt to replicate any of the magic written herein—especially if you value your ears, toes, and miscellaneous appendages.



Lil' Llama

CUSTOM KIDS BOOKS









THE

WIZARD'S WORKBOOK






No 1

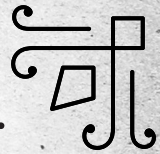
YOUR
CASTLE



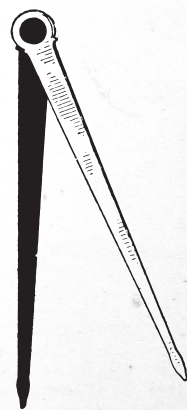
Design Your Own Castle

Witches and wizards can live most anywhere, but castles are especially spectacular. From secret passages to enchanted architecture, there's almost no limit to what you can build if you have the help of magic. What will you design?





DRAW YOUR CASTLE HERE!







The Front Gates

The front gates of your castle will make an important statement about what sort of witch or wizard lives there. Brainstorm some ideas below, then design your gates on the other page.

FRONT GATE IDEAS



WHAT YOUR FRONT GATES WILL LOOK LIKE:

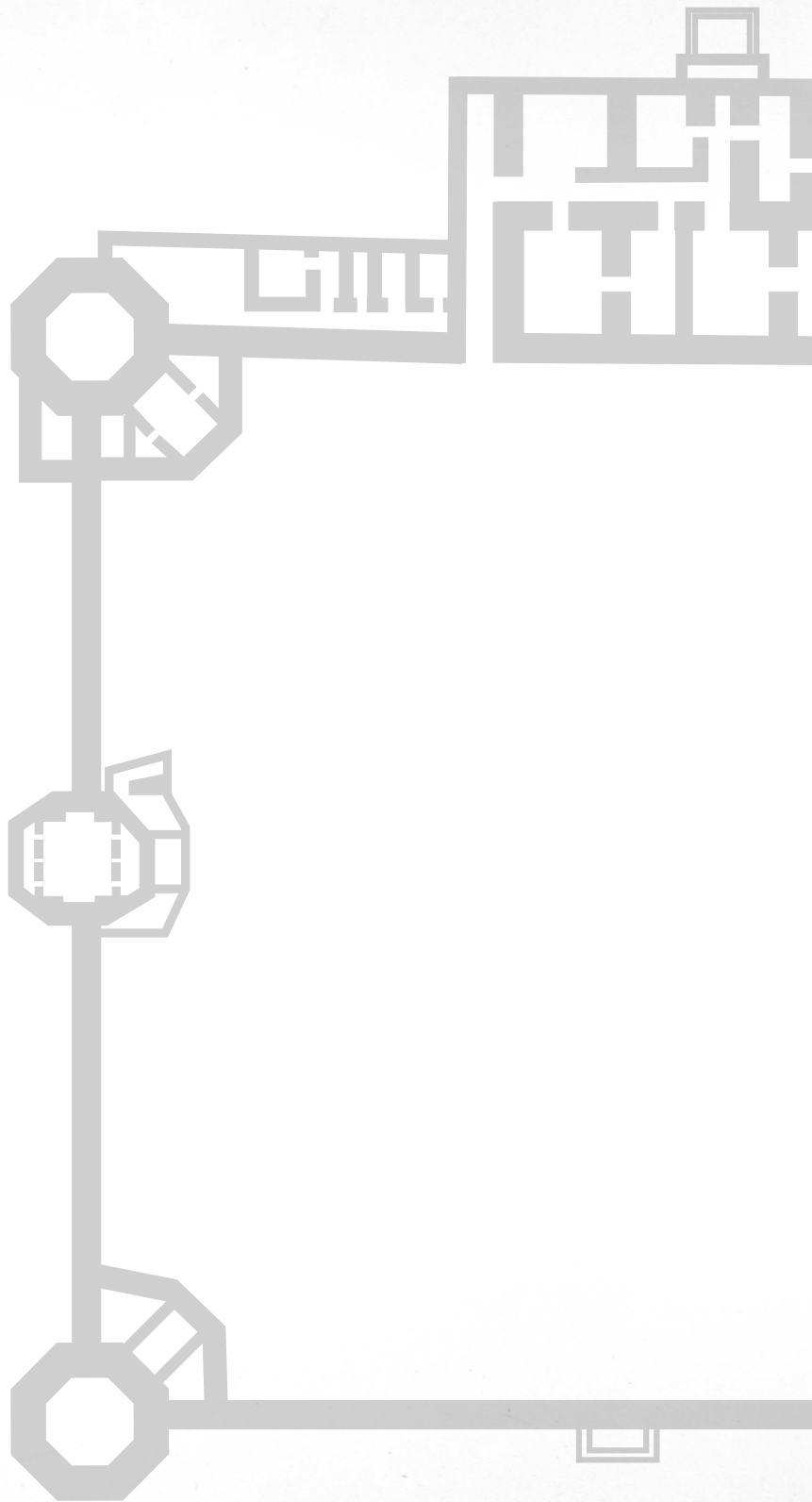





Floorplan

What will your castle look like on the inside? Where will each of the rooms be located and what will each of them do?

ROOMS NEEDED:



WHERE WILL EACH OF YOUR CASTLE'S ROOMS BE?



Secret Passages

Secret passages are essential. They're an important means of escape and make great shortcuts, too! Where will you hide your passage—behind a statue, a wall, even a toilet?

SECRET PASSAGE 1: ENTRANCE

SECRET PASSAGE 2: ENTRANCE

SECRET PASSAGE 3: ENTRANCE

DRAW

WHAT THE
ENTRANCES
AND EXITS
LOOK LIKE!



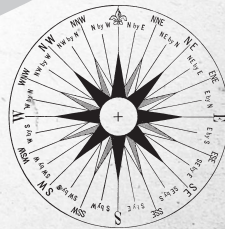
SECRET PASSAGE 3: EXIT




WHERE DOES THIS SECRET PASSAGE LEAD TO?

SECRET PASSAGE 1: EXIT

SECRET PASSAGE 3: EXIT



Passwords



Throughout your castle, you will need many passwords to open doors, secret passages, and staircases.

WRITE DOWN YOUR PASSWORDS AND KEEP THEM SAFE!

1

2

3

4

5

6

7

8

9

10

11

12

13

14

15

16

17

18

19

20

21

22

23

24

25

26

27

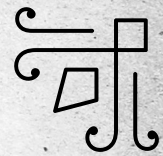
28

29

30

31

32









The Grounds

From magical plants to rivers, lakes, and mountains, the landscape around your castle is as important as the building itself.



DESIGN THE GROUNDS OF YOUR CASTLE.





No 2


EQUIPMENT

Good witches and wizards keep their brooms in top shape for peak performance. There's nothing worse than being caught in a hurricane with a lemon of a broom!



Broomsticks

Good witches and wizards keep their brooms in top shape for peak performance. There's nothing worse than being caught in a hurricane with a lemon of a broom!



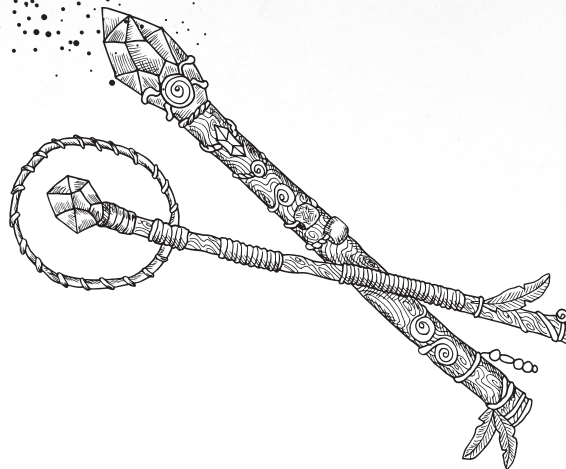
TYPE OF WOOD	
BRAKING MECHANISM	
STRENGTHS	
WEAKNESSES	
SERIAL NUMBER	

DESIGN YOUR OWN BROOMSTICK! WILL IT BE MADE FOR SPEED OR SAFETY?




Wands

Magic wands are the primary source of a wizard or witch's power. Wands can be made from many materials, though sturdier is better.



TYPE OF WOOD	
SOURCE OF POWER	
DATE ACQUIRED	
IDENTIFYING MARKS	




DESIGN YOUR OWN MAGIC WAND!




Spellbooks


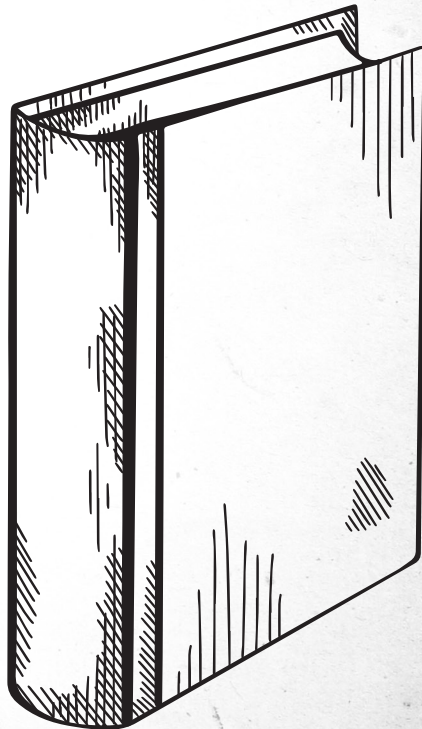

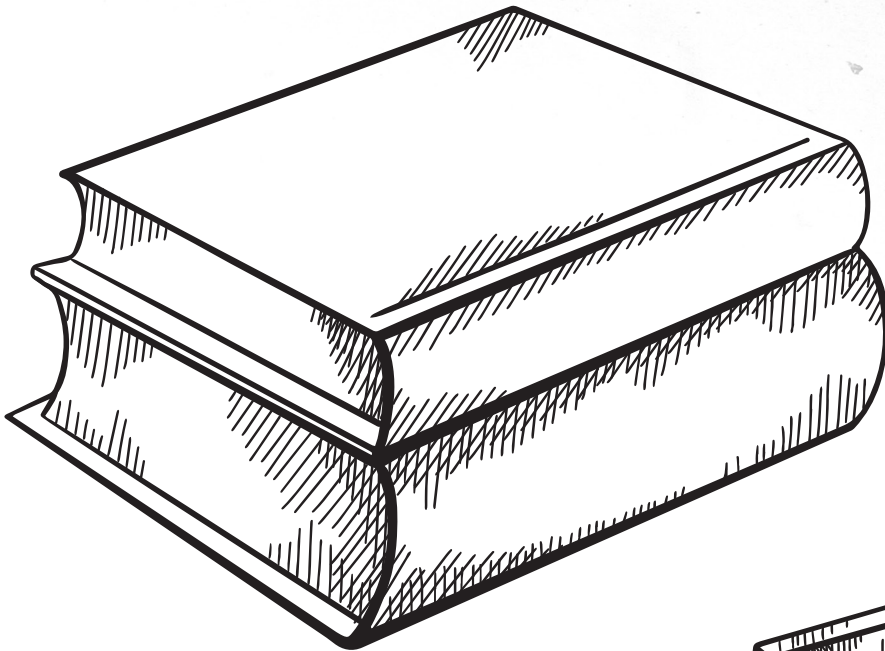
In addition to the spells you create in this notebook, you'll need many other reference books to become a qualified witch or wizard.



WHAT'S ON THE PAGES OF THIS BOOK?



FILL IN EACH OF THE BOOKS WITH YOUR OWN TITLES!



Cauldrons

No potion can be made without a trusty cauldron. Be warned: not all cauldrons created equal. Check your cauldron's durability before brewing your first potion.



DRAW THE PERFECT CAULDRON FOR POTION MAKING!

What Else Do You Need?

Depending on your specialty as a witch or wizard, you will need additional equipment. Make a list and get ready to shop!



1

2

3

4

5

6

7

8

9

10


11




12

13

14

15





No 3

SPELLS

Spells require careful wording
and precise wand movement.
In the following pages, record
each of your spell creations.




SPELL No 1:

**PURPOSE
OF THE SPELL**


THE INCANTATION:

Choose your words carefully! An incantation that can be easily mispronounced can result in disaster.


DRAW HOW TO MOVE YOUR WARD




1




2




3



4



5



6




SPELL No 2:

**PURPOSE
OF THE SPELL**


THE INCANTATION:

Choose your words carefully! An incantation that can be easily mispronounced can result in disaster.


DRAW HOW TO MOVE YOUR WARD




1




2




3



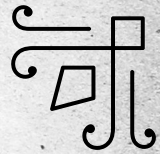
4



5



6




SPELL No 3:

**PURPOSE
OF THE SPELL**


THE INCANTATION:

Choose your words carefully! An incantation that can be easily mispronounced can result in disaster.


DRAW HOW TO MOVE YOUR WARD




1




2




3



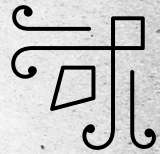
4



5



6



SPELL No 4:

**PURPOSE
OF THE SPELL**

THE INCANTATION:

Choose your words carefully! An incantation that can be easily mispronounced can result in disaster.

DRAW HOW TO MOVE YOUR WARD

1

2

3

4

5

6




SPELL No 5:

**PURPOSE
OF THE SPELL**


THE INCANTATION:

Choose your words carefully! An incantation that can be easily mispronounced can result in disaster.


DRAW HOW TO MOVE YOUR WARD




1




2




3



4



5



6




SPELL No 6:

**PURPOSE
OF THE SPELL**


THE INCANTATION:

Choose your words carefully! An incantation that can be easily mispronounced can result in disaster.


DRAW HOW TO MOVE YOUR WARD




1




2




3



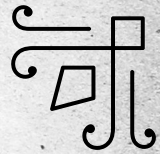
4



5



6



SPELL No 7:

**PURPOSE
OF THE SPELL**

THE INCANTATION:

Choose your words carefully! An incantation that can be easily mispronounced can result in disaster.

DRAW HOW TO MOVE YOUR WARD

1

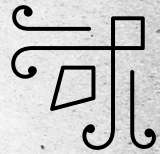
2

3

4

5

6




SPELL No 8:

**PURPOSE
OF THE SPELL**


THE INCANTATION:

Choose your words carefully! An incantation that can be easily mispronounced can result in disaster.


DRAW HOW TO MOVE YOUR WARD




1




2




3



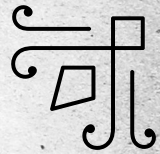
4



5



6




SPELL No 9:

**PURPOSE
OF THE SPELL**


THE INCANTATION:

Choose your words carefully! An incantation that can be easily mispronounced can result in disaster.


DRAW HOW TO MOVE YOUR WARD




1




2




3



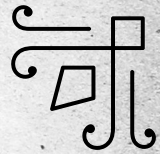
4






5



6





No 4

POTIONS

Potion making is as much an art as it is a science. In the following pages, concoct your own magical potions. Be sure your directions are very clear! Goodness knows what could happen if they're not ...




POTION № 1:

USE
THIS POTION TO:

THE POTION INGREDIENTS

Draw each of the ingredients needed for your potion. Be sure to specify how much you need of each!



POTION MAKING STEP-BY-STEP INSTRUCTIONS

1

2

3

4

5

6

7

8




POTION № 2:

USE
THIS POTION TO:

THE POTION INGREDIENTS

Draw each of the ingredients needed for your potion. Be sure to specify how much you need of each!



POTION MAKING STEP-BY-STEP INSTRUCTIONS

1

2

3

4

5

6

7

8




POTION № 3:

USE
THIS POTION TO:

THE POTION INGREDIENTS

Draw each of the ingredients needed for your potion. Be sure to specify how much you need of each!



POTION MAKING STEP-BY-STEP INSTRUCTIONS

1

2

3

4

5

6

7

8




POTION № 4:

USE
THIS POTION TO:

THE POTION INGREDIENTS

Draw each of the ingredients needed for your potion. Be sure to specify how much you need of each!



POTION MAKING STEP-BY-STEP INSTRUCTIONS

1

2

3

4

5

6

7

8




POTION № 5:

USE
THIS POTION TO:

THE POTION INGREDIENTS

Draw each of the ingredients needed for your potion. Be sure to specify how much you need of each!



POTION MAKING STEP-BY-STEP INSTRUCTIONS

1

2

3

4

5

6

7

8




POTION № 6:

USE
THIS POTION TO:

THE POTION INGREDIENTS

Draw each of the ingredients needed for your potion. Be sure to specify how much you need of each!



POTION MAKING STEP-BY-STEP INSTRUCTIONS

1

2

3

4

5

6

7

8




POTION № 7:

USE
THIS POTION TO:

THE POTION INGREDIENTS

Draw each of the ingredients needed for your potion. Be sure to specify how much you need of each!



POTION MAKING STEP-BY-STEP INSTRUCTIONS

1

2

3

4

5

6

7

8




POTION № 8:

USE
THIS POTION TO:

THE POTION INGREDIENTS

Draw each of the ingredients needed for your potion. Be sure to specify how much you need of each!



POTION MAKING STEP-BY-STEP INSTRUCTIONS

1

2

3

4

5

6

7

8




POTION № 9:

USE
THIS POTION TO:

THE POTION INGREDIENTS

Draw each of the ingredients needed for your potion. Be sure to specify how much you need of each!



POTION MAKING STEP-BY-STEP INSTRUCTIONS

1

2

3

4





5

6

7

8





№ 5

MAGICAL PLANTS

Magical plants have tremendous power, but be careful! Many are as dangerous as they are helpful. In the following pages, keep a log of magical plants you've found in the wild. Include seeds, leaves, and petals if possible.





PLANT № 1:

FIELD
NOTES

DATE	
LOCATION	
TYPE OF SOIL	
TEMPERAMENT	
POSSIBLE MAGICAL USES	

TAPE ANY SPECIMENS YOU FIND HERE:





DESCRIPTION





PLANT No 2:

FIELD
NOTES

DATE	
LOCATION	
TYPE OF SOIL	
TEMPERAMENT	
POSSIBLE MAGICAL USES	

TAPE ANY SPECIMENS YOU FIND HERE:





DESCRIPTION





PLANT No 3:

FIELD
NOTES

DATE	
LOCATION	
TYPE OF SOIL	
TEMPERAMENT	
POSSIBLE MAGICAL USES	

TAPE ANY SPECIMENS YOU FIND HERE:





DESCRIPTION





PLANT No 4:

FIELD
NOTES

DATE	
LOCATION	
TYPE OF SOIL	
TEMPERAMENT	
POSSIBLE MAGICAL USES	

TAPE ANY SPECIMENS YOU FIND HERE:





DESCRIPTION





PLANT № 5:

FIELD
NOTES

DATE	
LOCATION	
TYPE OF SOIL	
TEMPERAMENT	
POSSIBLE MAGICAL USES	

TAPE ANY SPECIMENS YOU FIND HERE:





DESCRIPTION





PLANT No 6:

FIELD
NOTES

DATE	
LOCATION	
TYPE OF SOIL	
TEMPERAMENT	
POSSIBLE MAGICAL USES	

TAPE ANY SPECIMENS YOU FIND HERE:





DESCRIPTION



PLANT № 7:

FIELD
NOTES

DATE	
LOCATION	
TYPE OF SOIL	
TEMPERAMENT	
POSSIBLE MAGICAL USES	

TAPE ANY SPECIMENS YOU FIND HERE:





DESCRIPTION





PLANT № 8:

FIELD
NOTES





DATE	
LOCATION	
TYPE OF SOIL	
TEMPERAMENT	
POSSIBLE MAGICAL USES	

TAPE ANY SPECIMENS YOU FIND HERE:





DESCRIPTION



No 6

MAGICAL CREATURES

Though most humans don't notice them, the world is filled with magical creatures. Observant witches and wizards can find dragons, unicorns, fairies, and many other creatures in the wild. Find a quiet spot away from humans, conceal yourself, and then use the following observation pages to record the creatures you see. You might even discover some new species!






FIELD OBSERVATIONS

DATE	
LOCATION	
TIME OF DAY	
WEATHER	
DESCRIPTION OF MAGICAL CREATURE	
TYPE (OR, IF NEW, GIVEN NAME)	

FIELD COLLECTIONS

If you find
hair, scales, or
fur, tape it here!








FIELD OBSERVATIONS

DATE	
LOCATION	
TIME OF DAY	
WEATHER	
DESCRIPTION OF MAGICAL CREATURE	
TYPE (OR, IF NEW, GIVEN NAME)	

FIELD COLLECTIONS

If you find
hair, scales, or
fur, tape it here!








FIELD OBSERVATIONS

DATE	
LOCATION	
TIME OF DAY	
WEATHER	
DESCRIPTION OF MAGICAL CREATURE	
TYPE (OR, IF NEW, GIVEN NAME)	

FIELD COLLECTIONS

If you find
hair, scales, or
fur, tape it here!








FIELD OBSERVATIONS

DATE	
LOCATION	
TIME OF DAY	
WEATHER	
DESCRIPTION OF MAGICAL CREATURE	
TYPE (OR, IF NEW, GIVEN NAME)	

FIELD COLLECTIONS

If you find
hair, scales, or
fur, tape it here!








FIELD OBSERVATIONS

DATE	
LOCATION	
TIME OF DAY	
WEATHER	
DESCRIPTION OF MAGICAL CREATURE	
TYPE (OR, IF NEW, GIVEN NAME)	

FIELD COLLECTIONS

If you find
hair, scales, or
fur, tape it here!








FIELD OBSERVATIONS

DATE	
LOCATION	
TIME OF DAY	
WEATHER	
DESCRIPTION OF MAGICAL CREATURE	
TYPE (OR, IF NEW, GIVEN NAME)	

FIELD COLLECTIONS

If you find
hair, scales, or
fur, tape it here!








FIELD OBSERVATIONS

DATE	
LOCATION	
TIME OF DAY	
WEATHER	
DESCRIPTION OF MAGICAL CREATURE	
TYPE (OR, IF NEW, GIVEN NAME)	

FIELD COLLECTIONS

If you find
hair, scales, or
fur, tape it here!








FIELD OBSERVATIONS

DATE	
LOCATION	
TIME OF DAY	
WEATHER	
DESCRIPTION OF MAGICAL CREATURE	
TYPE (OR, IF NEW, GIVEN NAME)	

FIELD COLLECTIONS

If you find
hair, scales, or
fur, tape it here!







FIELD OBSERVATIONS

DATE	
LOCATION	
TIME OF DAY	
WEATHER	
DESCRIPTION OF MAGICAL CREATURE	
TYPE (OR, IF NEW, GIVEN NAME)	

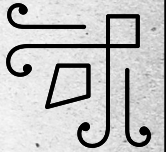
FIELD COLLECTIONS





If you find
hair, scales, or
fur, tape it here!





DRAWING OF THE MAGICAL CREATURE






No 7

ASTRONOMY

The night sky holds many secrets. Trained witches and wizards can read the heavens and what they foretell. On a clear night, spend some time outdoors and record what you see on the following observation pages.

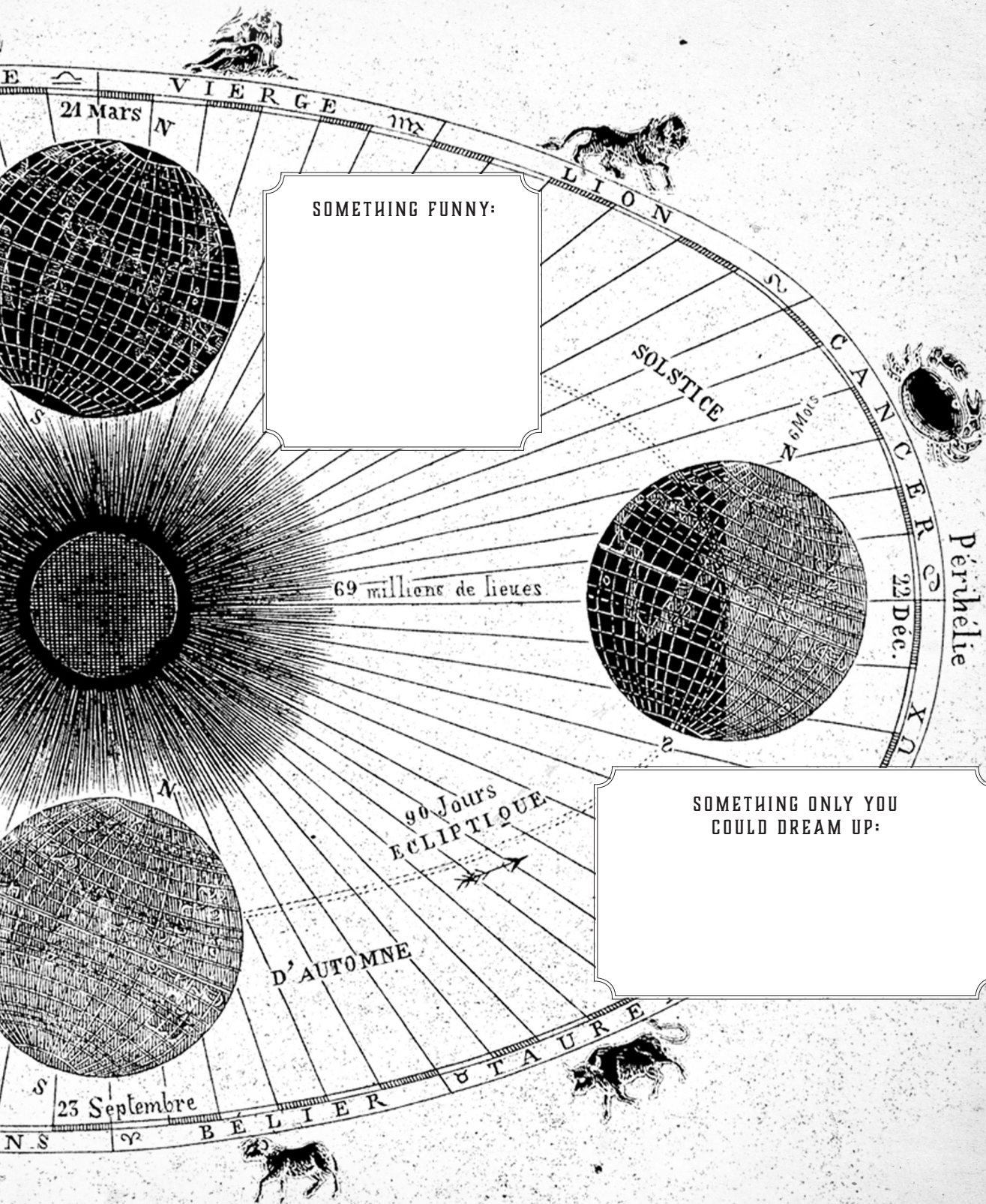


You're in charge! What should each of the planetary positions mean for someone's future?



SOMETHING GOOD:

SOMETHING TERRIBLE:



SOMETHING FUNNY:

SOMETHING ONLY YOU
COULD DREAM UP:

69 millions de lieues

90 Jours
ECLIPTIQUE

D'AUTOMNE

Périhélie

21 Mars

23 Septembre

22 Dec.

VIERGE

LION

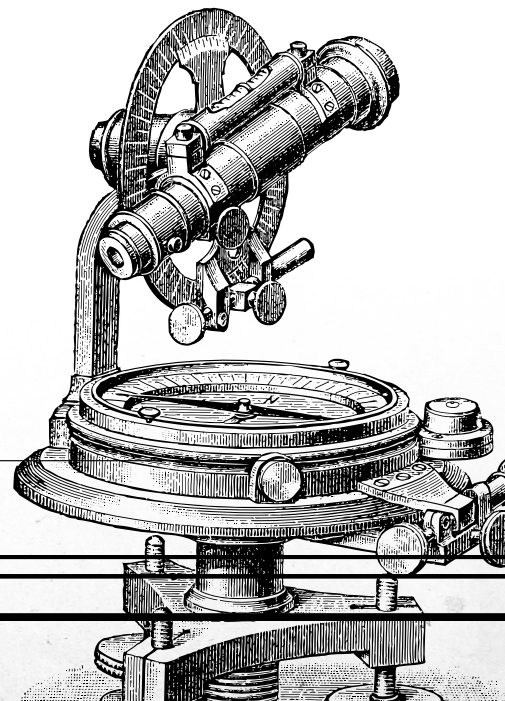
CANCER

BELIER

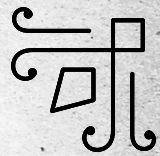


TAUREAU

CELESTIAL OBSERVATIONS

DATE	
LOCATION	
TIME OF DAY	
WEATHER	
OBSERVATIONS	
MEANING	

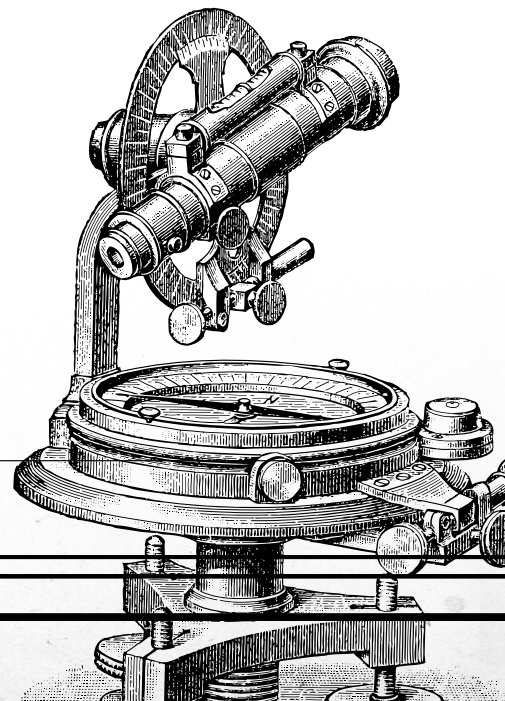


DRAW WHAT YOU SEE IN THE NIGHT SKY




CELESTIAL OBSERVATIONS

DATE	
LOCATION	
TIME OF DAY	
WEATHER	
OBSERVATIONS	
MEANING	

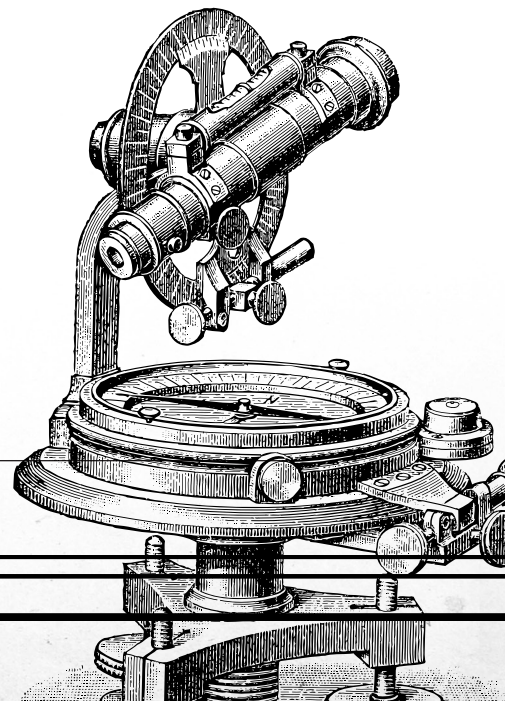


DRAW WHAT YOU SEE IN THE NIGHT SKY




CELESTIAL OBSERVATIONS

DATE	
LOCATION	
TIME OF DAY	
WEATHER	
OBSERVATIONS	
MEANING	

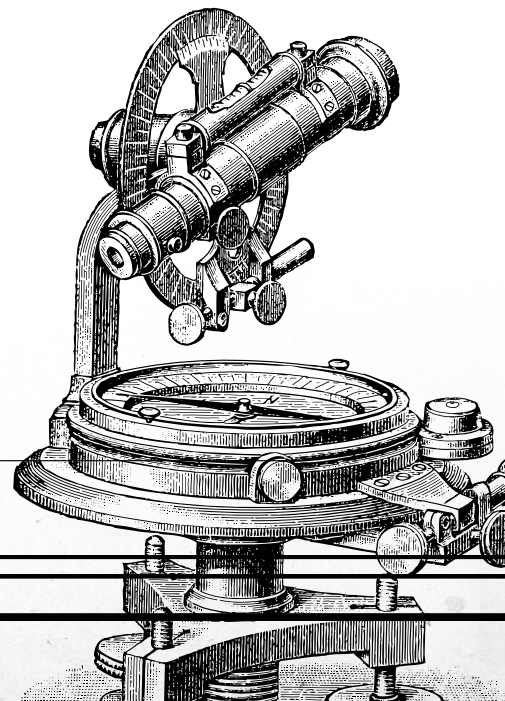


DRAW WHAT YOU SEE IN THE NIGHT SKY




CELESTIAL OBSERVATIONS

DATE	
LOCATION	
TIME OF DAY	
WEATHER	
OBSERVATIONS	
MEANING	

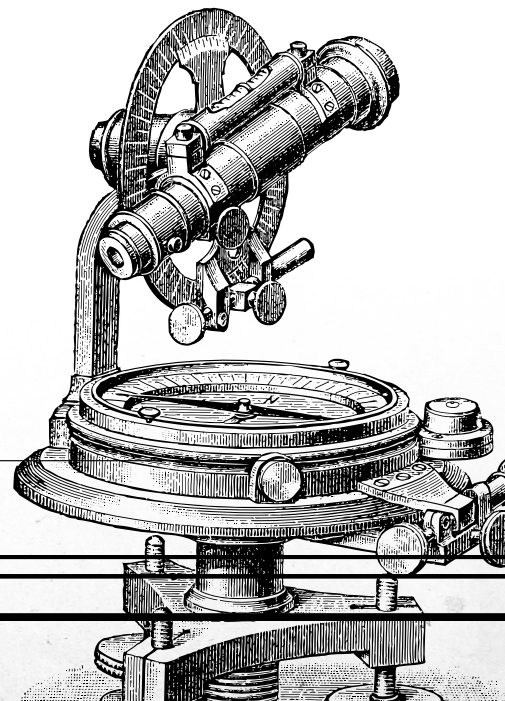


DRAW WHAT YOU SEE IN THE NIGHT SKY

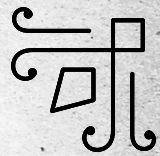




CELESTIAL OBSERVATIONS

DATE	
LOCATION	
TIME OF DAY	
WEATHER	
OBSERVATIONS	
MEANING	

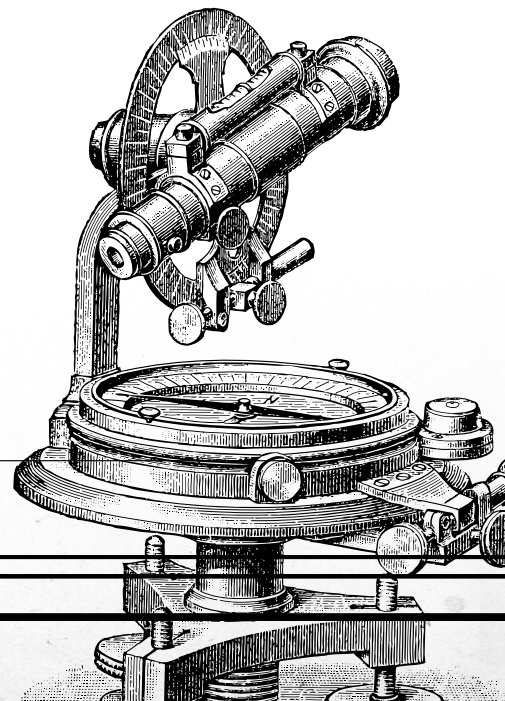


DRAW WHAT YOU SEE IN THE NIGHT SKY

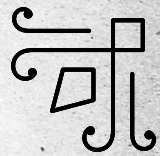








CELESTIAL OBSERVATIONS

DATE	
LOCATION	
TIME OF DAY	
WEATHER	
OBSERVATIONS	
MEANING	



DRAW WHAT YOU SEE IN THE NIGHT SKY






No 8

NOTABLE WITCHES & WIZARDS

Throughout the centuries, witches and wizards have accomplished incredible feats of courage and discovery. Some rose to noble heights; others to ignominious ends. In the following pages, write about some of the famous witches and wizards you know.





DRAW YOURSELF HERE



First, you must include YOU! After all, assuming you survive schooling, you're bound to become the most famous wizard or witch in the entire world!

BORN:

WHAT YOUR MAGICAL NAME WILL BE:


YOUR SPECIAL ABILITIES:

DREAMS AND PLANS FOR THE FUTURE:



YOUR BEST FRIEND

NAME: _____




BORN: _____	DIED: _____
-------------	-------------

KNOWN FOR: _____

YOUR HERO

NAME: _____




BORN: _____

DIED: _____

KNOWN FOR: _____

YOUR NEMESIS

NAME: _____



BORN:

DIED:

KNOWN FOR:

YOUR INSTRUCTOR

NAME: _____




BORN:

DIED:

KNOWN FOR:

YOUR CRUSH

NAME: _____




BORN: _____	DIED: _____
-------------	-------------

KNOWN FOR: _____

A NON-MAGIC ALLY





NAME: _____



BORN:

DIED:

KNOWN FOR:



No 9

NOTES





Lined writing area consisting of 20 horizontal lines.

DATE	
------	--



DATE	
------	--





Handwriting practice lines consisting of multiple horizontal lines spaced evenly down the page.

DATE	
------	--





DATE	
-------------	--

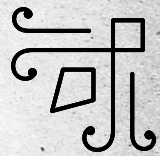




A series of 19 horizontal lines for writing, arranged in a column. The lines are evenly spaced and extend across most of the width of the page.

DATE	
------	--






DATE	
------	--





DATE	
------	--





DATE	
------	--






A series of horizontal lines for writing, starting from the top of the page and extending down to just above the date field.

DATE	
------	--





DATE	
------	--





Handwriting practice lines consisting of 20 horizontal lines spaced evenly down the page.

DATE	
------	--





Handwriting practice lines consisting of 20 horizontal lines spaced evenly down the page.

DATE	
------	--





Copyright © 2020 by Li'l Llama Custom Kids Books
All rights reserved.

Visual credits: vintage border, Man in the Moon, vintage decorative elements (AKaiser/Shutterstock.com); compass (Morphart Creation/Shutterstock.com); compass rose (Morphart Creation/Shutterstock.com); pointing hand (lestyan/Shutterstock.com); castle floorplan (takito/Shutterstock.com); wans (Vera Petruk/Shutterstock.com); mortar and pestel (Vera Petruk/Shutterstock.com); scissors (Vera Petruk/Shutterstock.com); book open, book spines (MoreVector/Shutterstock.com); three-dimensional books (Veleri/Shutterstock.com); quill (Christos Georghiou/Shutterstock.com); broom (Svet_Lana/Shutterstock.com); clouds (Danussa/Shutterstock.com); telescope (Hein Nouwens/Shutterstock.com); ink blots (Luxury_Studio/Shutterstock.com); cauldron (Bodor Tivadar/Shutterstock.com); page borders (Vasya Kobelev/Shutterstock.com); stars, constellations, moon, celestial elements (Transia Design/Shutterstock.com); key (Mona Monash/Shutterstock.com); evergreen trees (milsamil/Shutterstock.com); vintage border II (Roberto Castillo/Shutterstock.com); paper texture (Lukasz Szwaj/Shutterstock.com); gemstones (DiamondGalaxy/Shutterstock.com); cover owl, wizard, night sky, castle, dragon, flowers, constellation, solar system (TheGraphicsFairy.com); cover solar system chart (Library of Congress/2018756471); botanicals (Tania Anisimova/Shutterstock.com); spine pattern (Somberlain/Shutterstock.com); cover paper texture (javarman/Shutterstock.com).