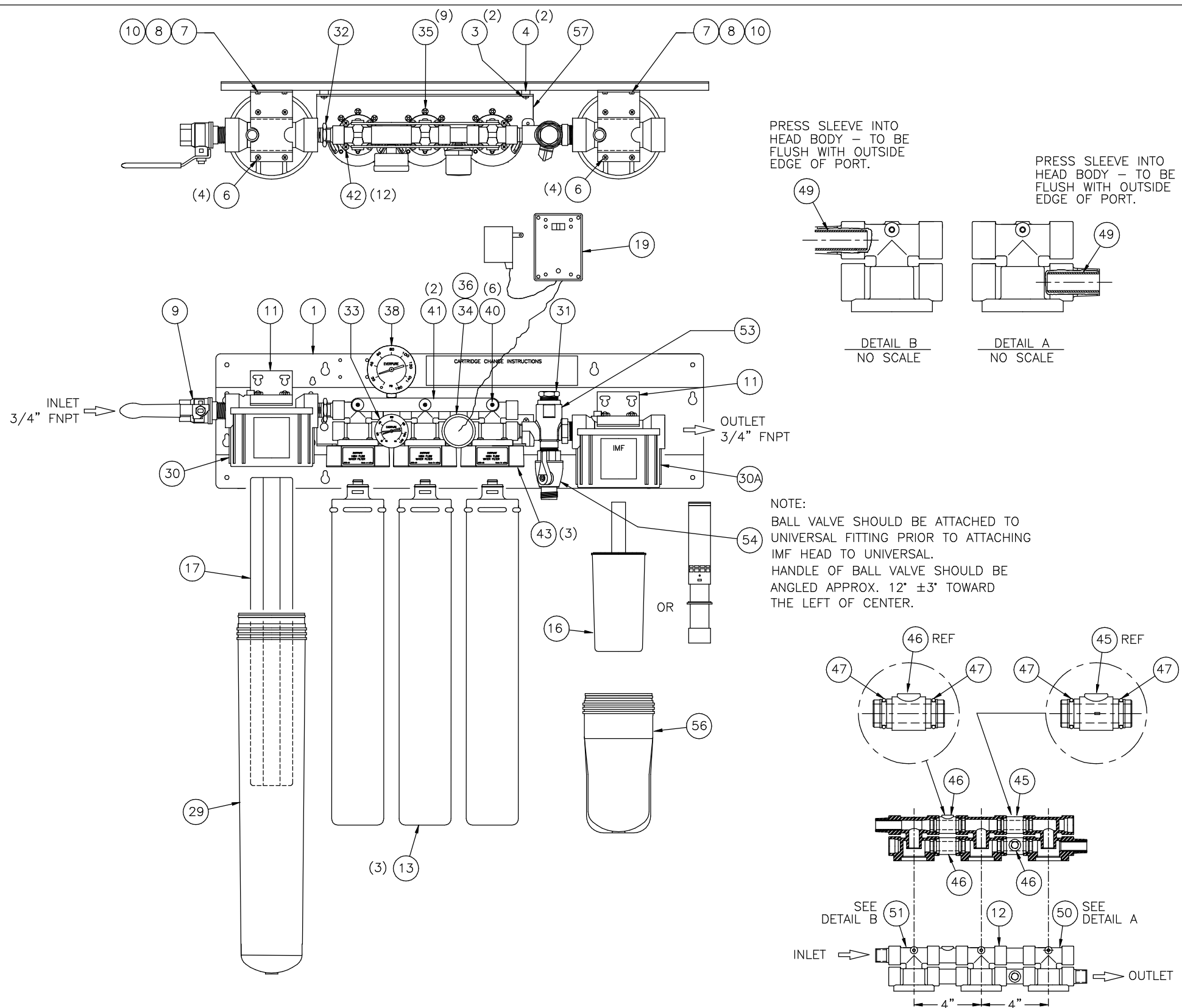
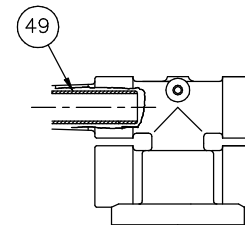


BALLOON NUMBER	PART NUMBER	QTY.	PRODUCT DESCRIPTION
1	EV306930	1	PAINTED PLATE
3	EV306921	2	SCREW, TAP #10-32X3/4, 410SS PN HD PHIL TYPE F
4	EV306919	2	SPACER
6	EV307752	8	SCREW, MACH, #10-14X1/2, PLTD PN HD PHIL PLASTITE
7	EV543000	4	WSHR PL #10 X .037 SST
8	EV302930	4	NUT, #10-32 HEX, PLTD
9	EV307263	1	BALL VALVE 3/4" PLATED
10	EV301300	4	SCREW, MACH, #10-32 X 3/8, PLTD PN HD PHIL
11	EV306961	2	WALL MOUNTING PLATE, PLATED
12	EV309381	1	HEAD BODY - CENTER VER.
13	EV961206	3	MC CARTRIDGE, 1 PK.
16	EV949841	1	IMF CARTRIDGE, 1 PK. OR EV979932 1 SS-IMF (12 PK.)
17	EV953420	.05	EC210 CARTRIDGE 20 PK
19	EV302705	1	LPA II ASST 115V
27	EV307119	1	REPLACEMENT O-RING
29	EV307018	1	20" P/F REPLACEMENT BOWL AND O-RING
30	EV306032	1	STANDARD HEAD
30A	EV308044	1	STANDARD HEAD, MACHINED
31	A1600007	1	PLUG, 3/4", THRD, PVC SCH80 SPEARS
32	EV309823	1	BUSHING, 3/4 X 1/2, T X T, PVC SCH80
33	EV306818	1	BACK MNT BRASS GAUGE 0-125 PSI
34	EV301650	1	CAP BLACK VINYL
35	EV306203	9	SCREW, MACH, #10-32 X 5/16, PLTD PN HD PHIL
36	EV301641	1	PRESSURE SWITCH 9 PSI
38	EV310848	1	GAUGE, PRS, 2", 1/8" LM, 160 PSI SS
40	EV305390	6	SCREW, TAP #10-16X1/2, 410SS PN HD PHIL TYP HILO
41	EV309827	2	TIE BAR TRIPLE PLASTIC
42	EV303449	12	SCREW, MACH, #10-32 X 5/8, 18-8SS PN HD PHIL
43	EV307850	3	SUPPORT RING
45	EV308072	2	BLANK CONNECTOR
46	EV308081	2	TAPPED CONNECTOR
47	EV087157	8	O-RING .875 OD X .094 CS
49	EV310660	2	SLEEVE SS 1.5" X .5"
50	EV309382	1	HEAD BODY-RIGHT VER
51	EV309378	1	HEAD BODY-LEFT VER
53	EV310864	1	UNIVERSAL FITTING W/ RET. RING
54	EV310623	1	VALVE, BALL, 3/4 NPTI X 3/4 GHT
56	EV308165	1	8" FILTER HOUSING W/ O-RING
57	EV311088	1	BRACKET, TRIPLE TRIMMED W/EDGE

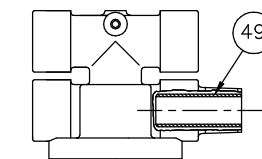


PRESS SLEEVE INTO HEAD BODY - TO BE FLUSH WITH OUTSIDE EDGE OF PORT.

PRESS SLEEVE INTO HEAD BODY - TO BE FLUSH WITH OUTSIDE EDGE OF PORT.

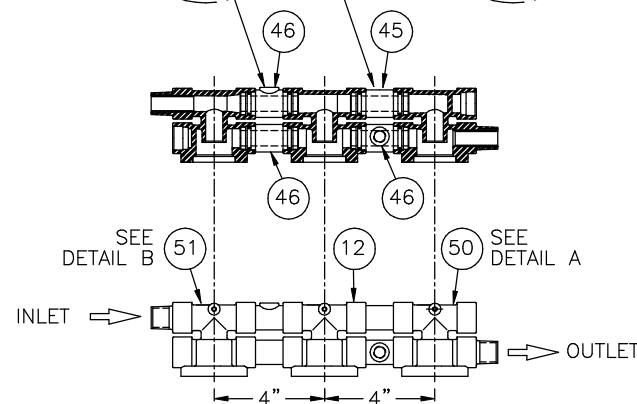
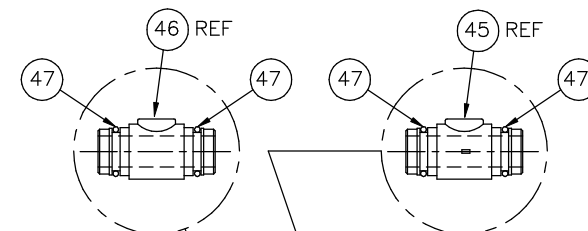


DETAIL B
NO SCALE



DETAIL A
NO SCALE

NOTE:
BALL VALVE SHOULD BE ATTACHED TO UNIVERSAL FITTING PRIOR TO ATTACHING IMF HEAD TO UNIVERSAL.
HANDLE OF BALL VALVE SHOULD BE ANGLED APPROX. 12° ±3° TOWARD THE LEFT OF CENTER.



PART #EV932805

DO NOT SCALE DRAWING TOLERANCES: ±1/8" UNLESS OTHERWISE NOTED				
Let.	Change	By	App	Date

EVERPURE®
ENGINEERED SYSTEMS
NORTHBROOK, ILLINOIS
PRINT AND BILL OF MATERIAL ARE NOT TO BE USED WITHOUT THE WRITTEN CONSENT OF CULLIGAN INTERNATIONAL CO.

NAME HIGH FLOW TRIPLE W/20 P/F & LPA		
DETAILED BY: KMR 6/13/03	APP. BY:	SHEET 1 OF 1
REF. NO.	PART NO. H-F_TRIPLE_LPA	